

## Real Estate Trading Report – May 2021-2022



- The highest sale value during May 2022 was registered in Al Jazeera Al Hamra (Qaryat Al Hamra) Area for Residential Land - Villa (Freehold -Transfer), with a value of AED 6 million.
- The highest sale value during May 2021 was registered in Al Jazeera Al Hamra Area for a Free Tourist Land (Freehold -Transfer), with a value of AED 19 million and an Area of 18,917.99 m<sup>2</sup>.

Ras Al Khaimah Real Estate Transactions	May 2022	May 2021	Direction & Percent Change
Real Estate Sales Volume	89,405,877	108,131,789	-17%
Real Estate Mortgages Volume	503,829,807	60,922,920	727%
Waivers Market Value	45,379,864	114,987,256	-61%
Real Estate Sales Number	159	180	-12%
Real Estate Mortgages Number	211	45	369%
Waivers Number	47	34	38%

Table (1)

In Table (1), we notice a decrease in Real Estates Volume in May 2022, by 17% compared to May 2021. A decrease by 12% in Sales Number in May 2022 compared to May 2021. We also notice a decrease by 61% in Market Value of Waivers in May 2022 compared to May 2021, in contrast, an increase in the Number of Waivers by 38%. As for Mortgages, we notice a sharp increase by 727% in the Value of Mortgages in May 2022 compared to May 2021 As well as a sharp increase in the Number of Mortgages by 369%.




Figure (1)

## Popular Areas according to Real Estate Trading in May 2021-2022

Ras Al Khaimah registered the most Traded Region in terms of Real Estate Transactions in [Al Jazeera Al Hamra \(Qaryat Al Hamra\)](#), with Sales Value amounting to more than AED 29 million in May 2022.

Ras Al Khaimah registered the most Traded Region in terms of Real Estate Transactions in [Al Jazeera Al Hamra](#), with Sales Value amounting to more than AED 52 million in May 2021.

<b>Al Jazeera Al Hamra (Qaryat Al Hamra) leads Real Estate Transactions by Number in May 2022</b>		
	May <b>2022</b>	May <b>2021</b>
Popular Areas	Al Jazeera Al Hamra (Qaryat Al Hamra)	Al Jazeera Al Hamra
Size of Real Estate Sales	29,016,540	52,433,570
Number of Real Estate Sales	40	56

Table (2)

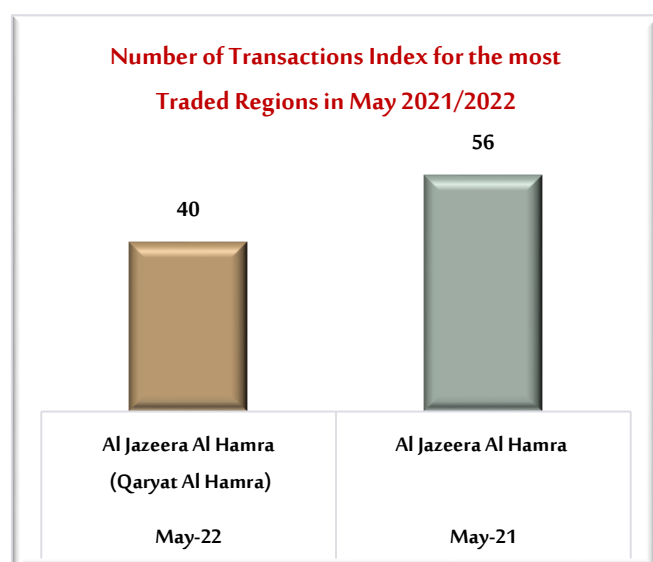


Figure (2)

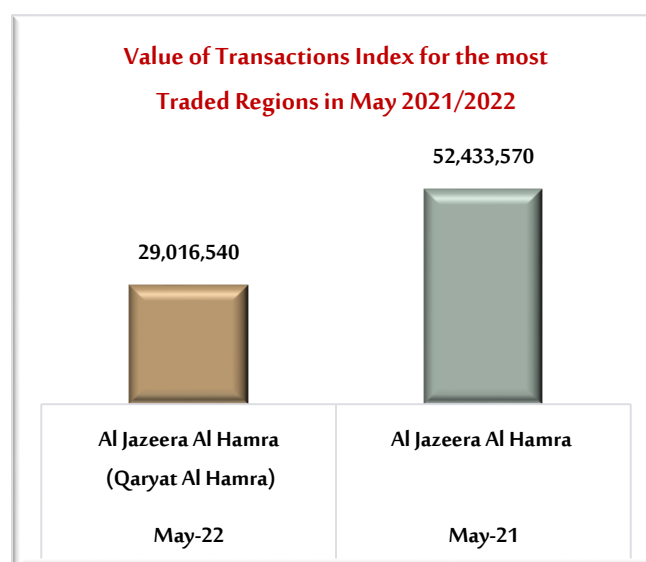


Figure (3)

## Freehold Real Estate Market

The number of Freehold Properties traded and registered with Lands and Properties Sector in various regions of the Emirate reached **70** properties in May 2022.

Land Usage	May 2022		
	Value of Sales	Number of Sales	Percentage
Apartment (Investment)	22,441,041	53	76%
Villa (Investment)	24,847,500	17	24%
Total	47,288,541	70	100%

Table (3)

## Freehold Real Estate Market

### Units Sold on the Chart

Land Usage	May 2022	
	Sales Value	Sales Number
Units Sold on the Chart Freehold Areas	8,403,406	14

Table (4)