

## Real Estate Trading Report – November 2020-2021




- The highest sale value in November 2021 was registered in Al Hudaiba Area for an Investment Residential land - Built (Transfer), with a value of AED 3 million and 390 thousand.
- The highest sale value in November 2020 was registered in Al Jazeera Al Hamra Area for a Residential land - Villa (Freehold - Transfer), with a value of AED 7 million and 588 thousand.

Ras Al Khaimah Real Estate Transactions	November 2021	November 2020	Direction & Percent Change
Real Estate Sales Volume	159,334,857	98,176,382	62%
Real Estate Mortgages Volume	232,363,791	980,090,677	-76%
Waivers Market Value	49,194,533	44,233,046	11%
Real Estate Sales Number	230	154	49%
Real Estate Mortgages Number	78	61	28%
Waivers Number	52	48	8%

Table (1)

In Table (1), we notice a sharp increase in Real Estates Sales Volume in November 2021, by 62% compared to November 2020. An increase by 49% in Sales Number in November 2021 compared to November 2020. We also notice an increase by 11% in Market Value of Waivers in November 2021 compared to November 2020, and an increase in Number of Waivers by 8%. As for Mortgages, we notice a sharp decrease by 76% in the Value of Mortgages in November 2021 compared to November 2020, in contrast, an increase in the Number of Mortgages by 28%.



**Figure (1)**

## Popular Areas according to Real Estate Trading in November 2020/2021

Ras Al Khaimah registered the most Traded Region in terms of Real Estate Transactions in [Al Jazeera Al Hamra](#) during November 2020/2021. [Al Jazeera Al Hamra](#) topped the regions with Sales Value amounting to more than AED 62 million in November 2021, an increase of 65% compared to November 2020, where the Sales Value amounted to more than AED 38 million.

<b>Al Jazeera Al Hamra leads Real Estate Transactions by Number in November 2020-2021</b>			
	November 2021	November 2020	Direction & Percent Change
Popular Areas	Al Jazeera Al Hamra	Al Jazeera Al Hamra	-
Size of Real Estate Sales	62,760,285	38,057,400	65%
Number of Real Estate Sales	79	36	119%

Table (2)

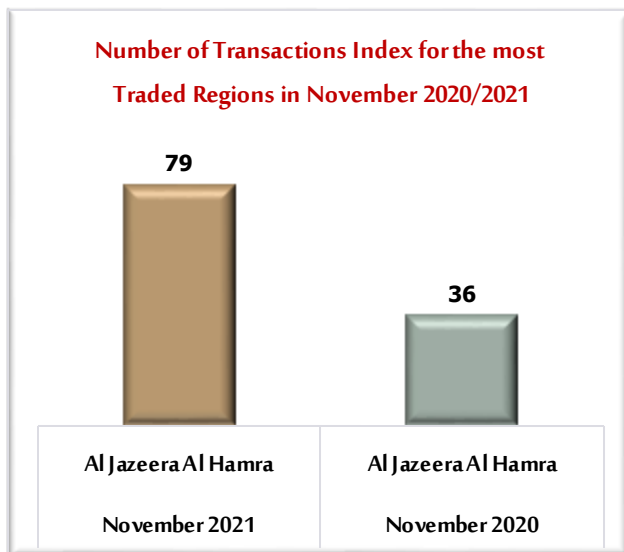


Figure (2)

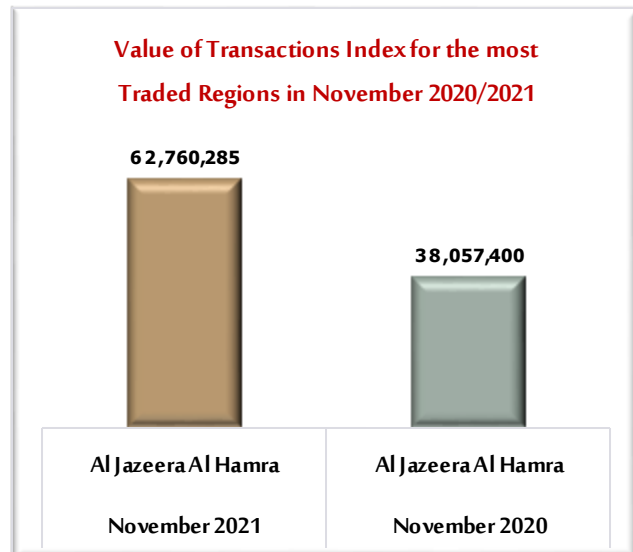


Figure (3)

## Freehold Real Estate Market

The number of Freehold Properties traded and registered with Lands and Properties Sector in various regions of the Emirate reached **89** properties in November 2021.

Land Usage	November 2021		
	Value of Sales	Number of Sales	Percentage
Apartment (Investment)	34,172,382	59	66%
Villa (Investment)	41,347,144	30	34%
Total	75,519,526	89	100%

**Table (3)**

## Freehold Real Estate Market

### Units Sold on the Chart

Land Usage	November 2021	
	Value of Sales	Number of Sales
Units Sold on the Chart Freehold Areas	1,182,628,747	295

\* Law No. 11 of 2021 regarding Mandatory Registration in Real Estate Regulatory Administration was activated during November.

**Table (4)**