



Real Estate Trading Report – June 2024-2025

- The highest sale value during June 2025 was registered in Al Riffa Area for Residential Land- Villa (Freehold -Transfer), with a value of AED 9.7 million.
- The highest sale value during June 2024 was registered in Jazeerat Al Marjan Area for a Free Tourist Land (Transfer), with a value of AED 640 million.

Ras Al Khaimah Real Estate Transactions	June 2025	June 2024	Direction & Percent Change
Real Estate Sales Volume	216,527,787	2,535,067,291	-91%
Real Estate Mortgages Volume	146,506,905	110,476,796	33%
Waivers Market Value	163,041,129	78,815,423	107%
Real Estate Sales Number	255	247	3%
Real Estate Mortgages Number	143	95	51%
Waivers Number	42	89	-53%

Table (1)

In Table (1), we notice a **sharp decrease** in Real Estates Sales Volume in June 2025 by **91%** compared to June 2024, despite a **slight increase** by **3%** in Sales Number in June 2025 compared to June 2024. We also notice a **sharp increase** by **107%** in Market Value of Waivers in June 2025 compared to June 2024. In parallel, a **sharp decrease** in the Number of Waivers by **53%**. As for Mortgages, we notice an **increase** by **33%** in the Value of Mortgages in June 2025 compared to June 2024, along with a **sharp increase** by **51%** in the Number of Mortgages.



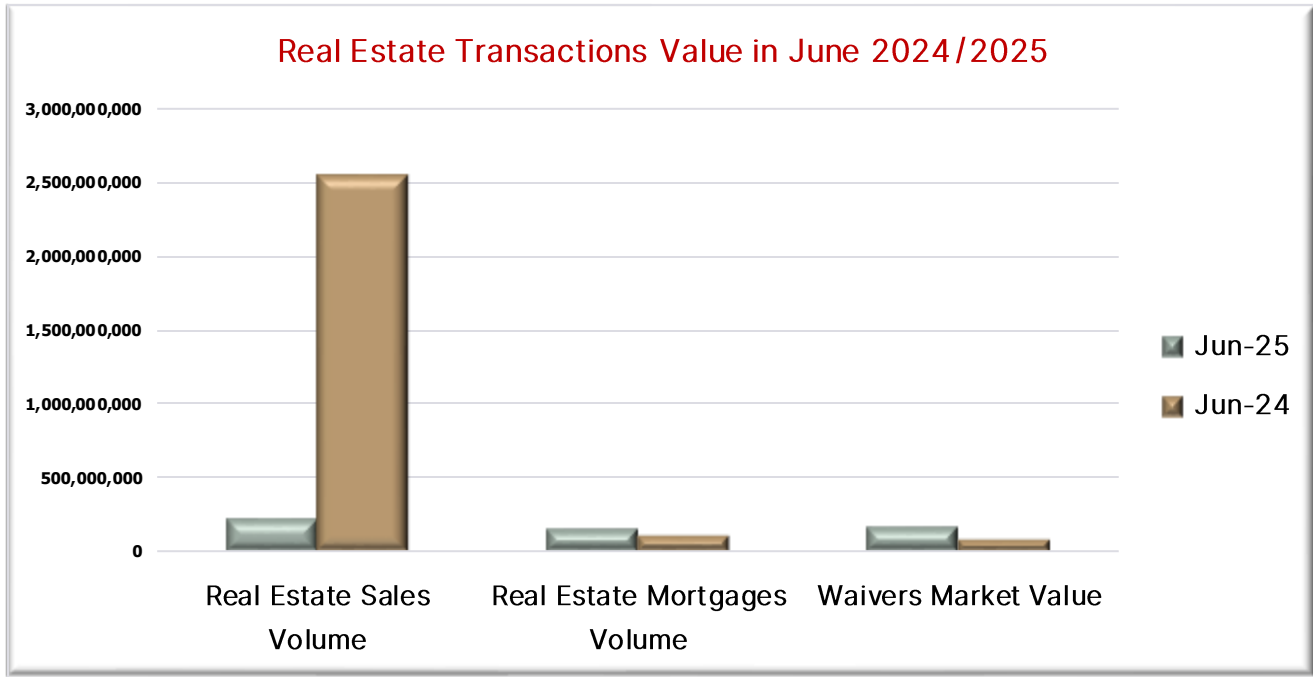


Figure (1)

Popular Areas according to Real Estate Trading in June 2024/2025

Ras Al Khaimah registered the most Traded Region in terms of Real Estate Transactions in [Al Riffa](#) during June 2025, with Sales Value amounting to more than AED 58 million.

Ras Al Khaimah registered the most Traded Region in terms of Real Estate Transactions in [Al Jazeera Al Hamra \(Qaryat Al Hamra\)](#) during June 2024, with Sales Value amounting to more than AED 43 million.

Al Riffa leads Real Estate Transactions by Number in June 2025		
	June 2025	June 2024
Popular Areas	Al Riffa	Al Jazeera Al Hamra (Qaryat Al Hamra)
Size of Real Estate Sales	58,501,435	43,471,314
Number of Real Estate Sales	35	51

Table (2)

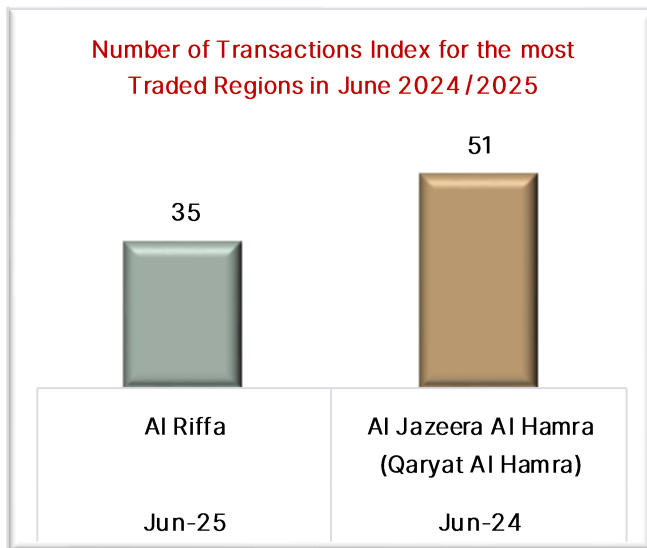


Figure (2)

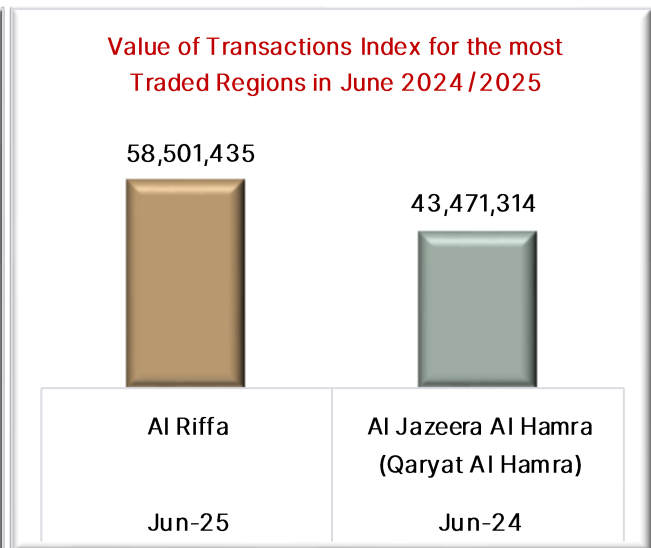


Figure (3)

Freehold Real Estate Market

The number of Freehold Properties traded and registered with Lands and Properties Sector in various regions of the Emirate reached **97** properties in June 2025.

Land Usage	June 2025		
	Value of Sales	Number of Sales	Percentage
Apartment (Investment)	58,915,352	75	77%
Villa (Investment)	66,164,211	22	23%
Total	125,079,563	97	100%

Table (3)

Freehold Real Estate Market Units Sold on the Chart

Land Usage	June 2025	
Units Sold on the Chart Freehold Areas	Sales Value	Sales Number
	1,339,152,446	498

Table (4)