



Real Estate Trading Report – May 2024-2025

- The highest sale value during May 2025 was registered in Jazeerat Al Marjan Area for a Free Investment Residential Land (Freehold-Transfer), with a value of AED 9 million.
- The highest sale value during May 2024 was registered in Jazeerat Al Marjan Area for a Free Tourist Residential Land (Freehold-Transfer), with a value of AED 166 million.

Ras Al Khaimah Real Estate Transactions	May 2025	May 2024	Direction & Percent Change
Real Estate Sales Volume	232,001,811	618,091,229	-62%
Real Estate Mortgages Volume	219,903,202	227,837,397	-3%
Waivers Market Value	300,245,146	294,433,502	2%
Real Estate Sales Number	287	301	-5%
Real Estate Mortgages Number	108	114	-5%
Waivers Number	75	87	-14%

Table (1)

In Table (1), we notice a sharp decrease in Real Estates Volume in May 2025 by 62% compared to May 2024, in contrast a decrease by 5% in Sales Number in May 2025 compared to May 2024. We also notice a slight increase by 2% in Market Value of Waivers in May 2025 compared to May 2024, and a decrease in the Number of Waivers by 14%. As for Mortgages, we notice a decrease by 3% in the Value of Mortgages in May 2025 compared to May 2024 As well as, a decrease in the Number of Mortgages by 5%.




Figure (1)

Popular Areas according to Real Estate Trading in May 2024/2025

Ras Al Khaimah registered the most Traded Region in terms of Real Estate Transactions in Al Riffa with Sales Value amounting to more than AED 49 million in May 2025.

Ras Al Khaimah registered the most Traded Region in terms of Real Estate Transactions in Al Jazeera Al Hamra (Qaryat Al Hamra), with Sales Value amounting to more than AED 46 million in May 2024.

Al Riffa leads Real Estate Transactions by Number in May 2025		
	May 2025	May 2024
Popular Areas	Al Riffa	Al Jazeera Al Hamra (Qaryat Al Hamra)
Size of Real Estate Sales	49,829,850	46,532,991
Number of Real Estate Sales	35	59

Table (2)

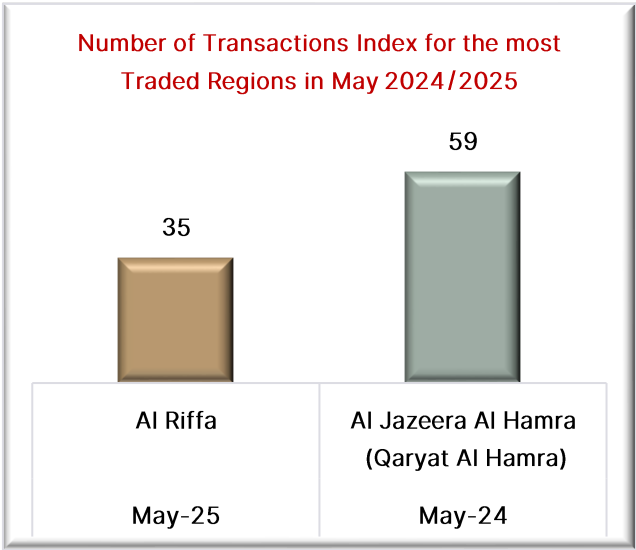


Figure (2)

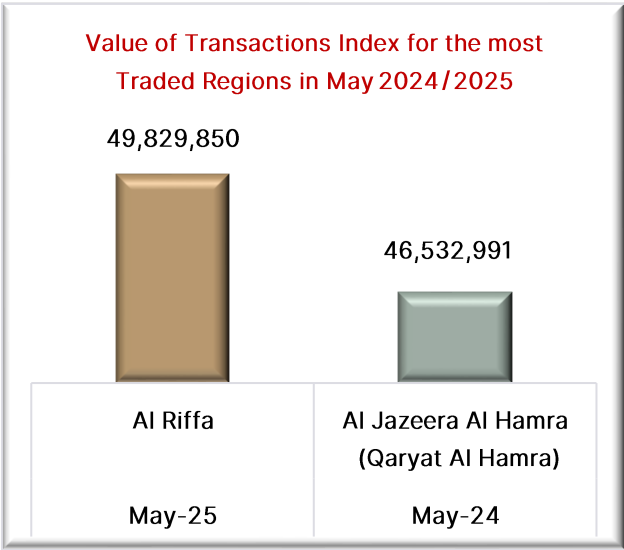


Figure (3)

Freehold Real Estate Market

The number of Freehold Properties traded and registered with Lands and Properties Sector in various regions of the Emirate reached **96** properties in May 2025.

Land Usage	May 2025		
	Value of Sales	Number of Sales	Percentage
Apartment (Investment)	61,055,116	74	77%
Villa (Investment)	48,190,942	22	23%
Total	109,246,058	96	100%

Table (3)

Freehold Real Estate Market

Units Sold on the Chart

Land Usage	May 2025	
Units Sold on the Chart Freehold Areas	Sales Value	Sales Number
	792,620,456	568

Table (4)