



## Real Estate Trading Report – March 2024-2025

- The highest sale value during March 2025 was registered in Jazeerat Al Marjan Area for Investment Residential Land - Free (Freehold -Transfer), with a value of AED 5 million and 261 thousand.
- The highest sale value during March 2024 was registered in Jazeerat Al Marjan Area for Commercial Residential Land - Free (Freehold -Transfer), with a value of AED 9 million.

Ras Al Khaimah Real Estate Transactions	March 2025	March 2024	Direction & Percent Change
Real Estate Sales Volume	170,012,009	173,249,291	-2%
Real Estate Mortgages Volume	9,839,380,824	146,226,037	6629%
Waivers Market Value	697,794,662	84,868,001	722%
Real Estate Sales Number	215	229	-6%
Real Estate Mortgages Number	109	87	25%
Waivers Number	49	53	-8%

Table (1)

In Table (1), we notice a slight decrease in the Real Estates Volume in March 2025 by 2% compared to March 2024, and a slight decrease of 6% in the Number of Sales in March 2025 compared to March 2024. We also notice a sharp increase of 722% in the Market Value of Waivers in March 2025 compared to March 2024, (One waiver contract was registered with a value of more than 632 million dirhams), offset by a slight decrease of 8% in the Number of Waivers. As for Mortgages, we notice a sharp increase of 6629% in the Value of Mortgages in March 2025 compared to March 2024, the reason is due to the conclusion of a mortgage contract valued at



over 9 billion dirhams, in contrast, there is an increase of 25% in the Number of Mortgages.

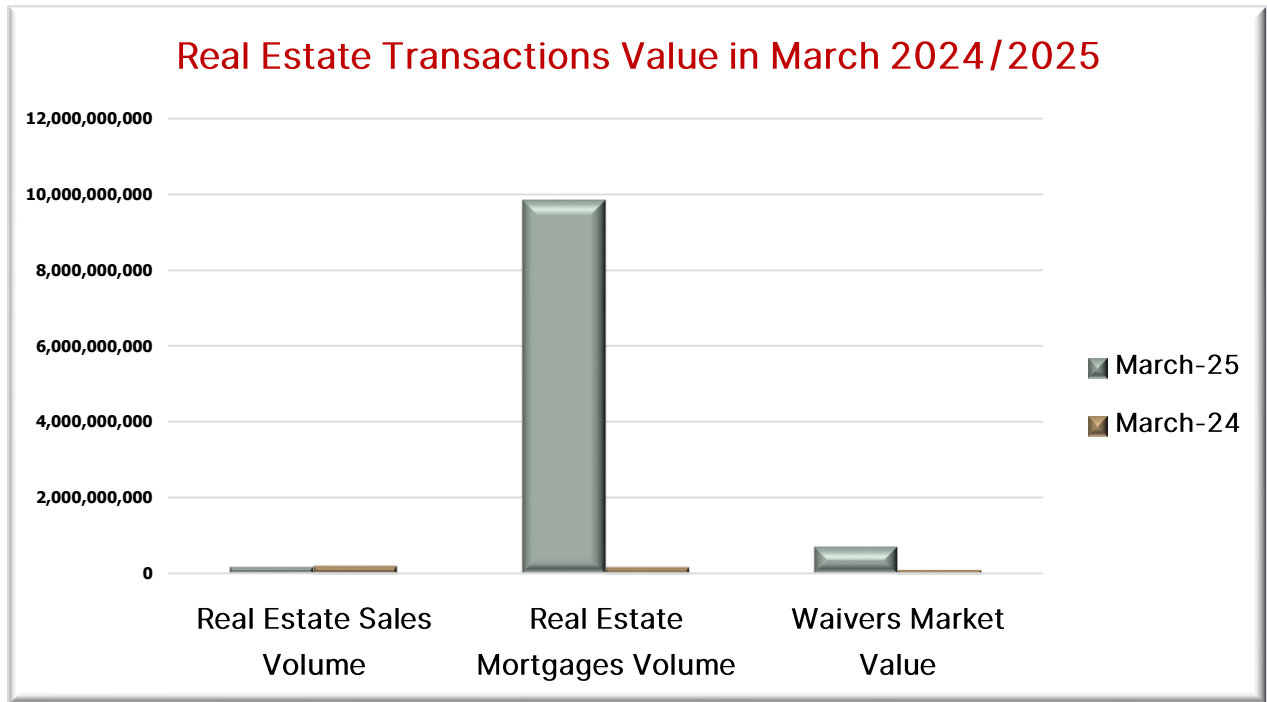


Figure (1)

Popular Areas according to Real Estate Trading in March 2024-2025

Ras Al Khaimah registered the most Traded Region in terms of Real Estate Transactions in [Al Jazeera Al Hamra \(Qaryat Al Hamra\)](#) during March 2024-2025, with Sales Value amounting to more than AED 28 million in March 2025, and more than AED 31 million in March 2024.

Al Jazeera Al Hamra (Qaryat Al Hamra) leads Real Estate Transactions by Number in March 2024-2025			
	March 2025	March 2024	Direction & Percent Change
Popular Areas	Al Jazeera Al Hamra (Qaryat Al Hamra)	Al Jazeera Al Hamra (Qaryat Al Hamra)	
Size of Real Estate Sales	28,499,166	31,976,148	-11%
Number of Real Estate Sales	36	44	-18%

Table (2)

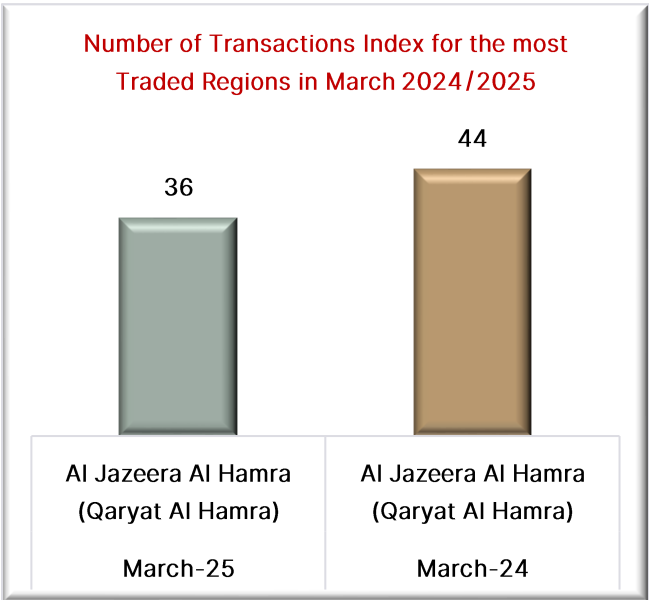


Figure (2)

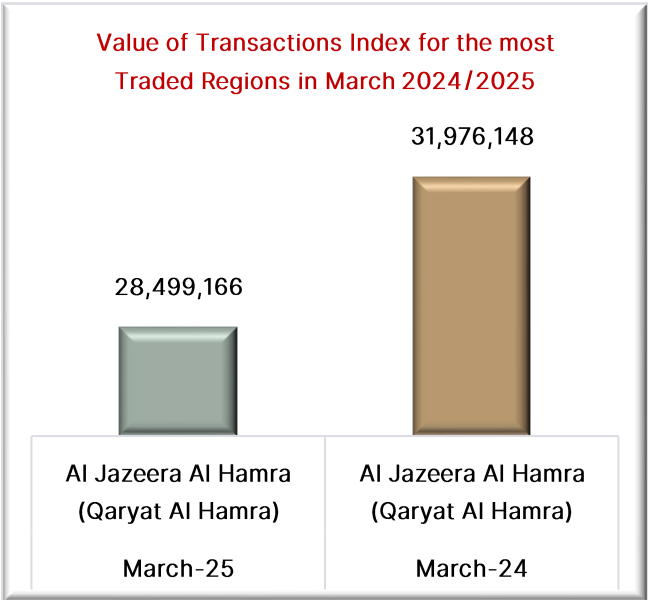


Figure (3)

## Freehold Real Estate Market

The number of Freehold Properties traded and registered with Lands and Properties Sector in various regions of the Emirate reached **97** properties in March 2025.

Land Usage	March 2025		
	Value of Sales	Number of Sales	Percentage
Apartment (Investment)	54,271,157	78	80%
Villa (Investment)	40,667,906	19	20%
Total	94,939,063	97	100%

### Table (3)

## Freehold Real Estate Market Units Sold on the Chart

Land Usage	March 2025	
Units Sold on the Chart Freehold Areas	Sales Value	Sales Number
	724,123,436	319

Table (4)