



Real Estate Trading Report – April 2024-2025

- The highest sale value during April 2025 was registered in Al Jazeera Al Hamra Industrial Area for Commercial Residential Land - Free (Transfer), with a value of AED 58 million and 800 thousand.
- The highest sale value during April 2024 was registered in Sagr Bin Mohd City Area for Commercial Residential Land (Transfer), with a value of AED 58 million and 199 thousand.

Ras Al Khaimah Real Estate Transactions	April 2025	April 2024	Direction & Percent Change
Real Estate Sales Volume	273,400,609	255,009,885	7%
Real Estate Mortgages Volume	273,471,162	62,157,870	340%
Waivers Market Value	509,854,932	13,011,316	3819%
Real Estate Sales Number	255	201	27%
Real Estate Mortgages Number	123	64	92%
Waivers Number	122	20	510%

Table (1)

In Table (1), we notice a slight increase in the Real Estates Volume in April 2025 by 7% compared to April 2024, and an increase of 27% in the Number of Sales in April 2025 compared to April 2024. We also notice a sharp increase of 3819% in the Market Value of Waivers in April 2025 compared to April 2024, (one waiver contract was registered with a value of more than 405 million dirhams), offset by a sharp increase of 510% in the Number of Waivers. As for Mortgages, we notice a sharp increase of 340% in the Value of Mortgages in April 2025 compared to April 2024, the reason is due to the conclusion of a mortgage contract valued at over 145 million dirhams, in contrast, there is a sharp increase of 92% in the Number of Mortgages.




Figure (1)

Popular Areas according to Real Estate Trading in April 2024-2025

Ras Al Khaimah registered the most Traded Region in terms of Real Estate Transactions in [Al Riffa](#) during April **2025**, with Sales Value amounting to more than AED **69** million.

Ras Al Khaimah also registered the most Traded Region in terms of Real Estate Transactions in [Al Jazeera Al Hamra \(Qaryat Al Hamra\)](#) during April **2024**, with Sales Value amounting to more than AED **32** million.

Al Riffa leads Real Estate Transactions by Number in April 2025		
	April 2025	April 2024
Popular Areas	Al Riffa	Al Jazeera Al Hamra (Qaryat Al Hamra)
Size of Real Estate Sales	69,388,589	32,953,887
Number of Real Estate Sales	39	42

Table (2)

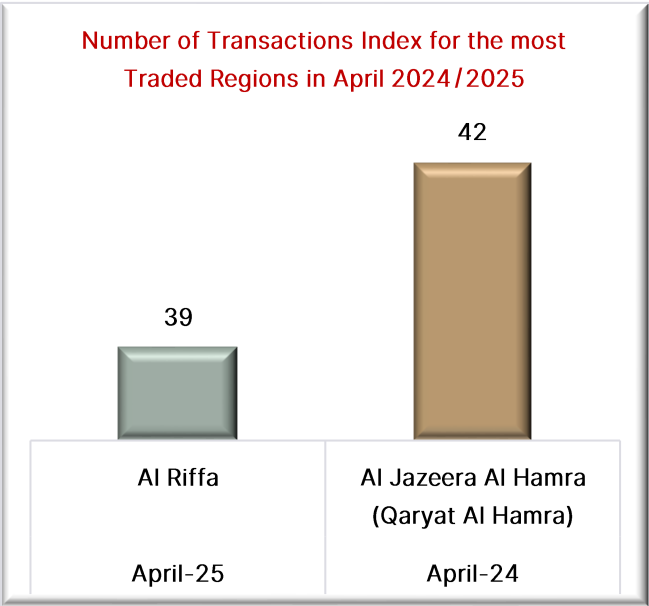


Figure (2)




Figure (3)

Freehold Real Estate Market

The number of Freehold Properties traded and registered with Lands and Properties Sector in various regions of the Emirate reached **90** properties in April 2025.

Land Usage	April 2025		
	Value of Sales	Number of Sales	Percentage
Apartment (Investment)	39,206,022	56	62%
Villa (Investment)	81,379,883	34	38%
Total	120,585,905	90	100%

Table (3)

Freehold Real Estate Market

Units Sold on the Chart

Land Usage	April 2025	
Units Sold on the Chart Freehold Areas	Sales Value	Sales Number
	1,471,918,815	694

Table (4)