



Real Estate Trading Report – January 2024-2025

- The highest sale value during January 2025 was registered in Jazeeraat Al Marjan Area for Tourist Land - Free (Freehold -Transfer), with a value of AED 160 million.
- The highest sale value during January 2024 was registered in Al Dhait Area for Commercial Land - Free (Transfer), with a value of AED 4 million.

| Ras Al Khaimah Real Estate Transactions | January 2025 | January 2024 | Direction & Percent Change |
|---|---------------|---------------|----------------------------|
| Real Estate Sales Volume | 549,433,417 | 173,517,441 | 217% |
| Real Estate Mortgages Volume | 1,116,512,387 | 108,819,431 | 926% |
| Waivers Market Value | 66,495,851 | 1,488,560,324 | -96% |
| Real Estate Sales Number | 234 | 249 | -6% |
| Real Estate Mortgages Number | 111 | 109 | 2% |
| Waivers Number | 54 | 83 | -35% |

Table (1)

In Table (1), we notice a **sharp increase** in Real Estates Volume in January 2025 by **217%** compared to January 2024, and a **slight decrease** by **6%** in Sales Number in January 2025 compared to January 2024. We also notice a **sharp decrease** by **96%** in Market Value of Waivers in January 2025 compared to January 2024. Offset by a **decrease** in the Number of Waivers by **35%**. As for Mortgages, we notice a **sharp increase** by **926%** in the Value of Mortgages in January 2025 compared to January 2024, In contrast a **slight increase** by **2%** in the Number of Mortgages.



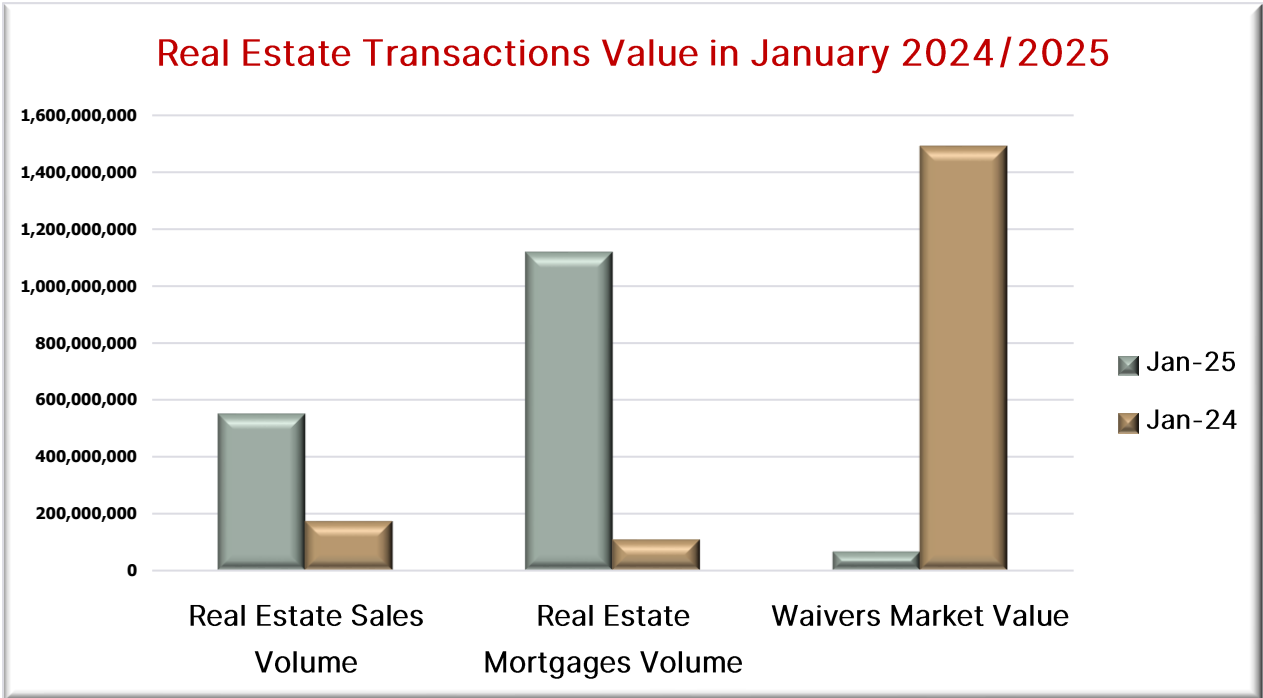
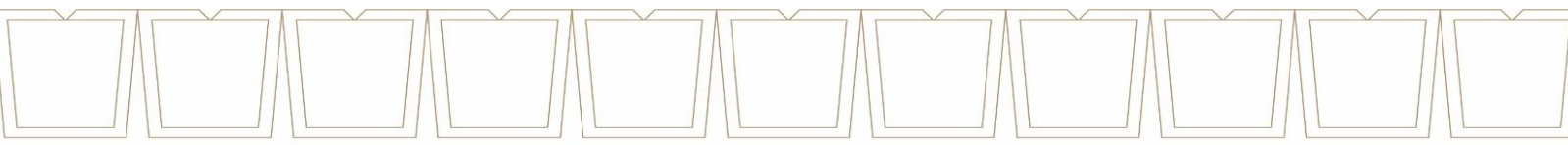
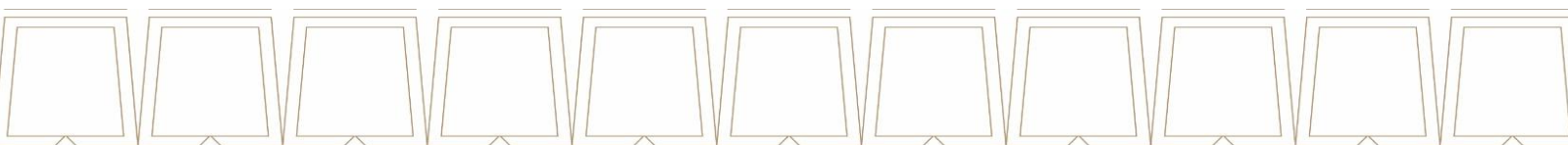


Figure (1)



Popular Areas according to Real Estate Trading in January 2024-2025

Ras Al Khaimah registered the most Traded Region in terms of Real Estate Transactions in [Al Jazeera Al Hamra \(Qaryat Al Hamra\)](#) during January 2024-2025, with Sales Value amounting to more than AED 30 million in January 2025, and more than AED 34 million in January 2024.

[Al Jazeera Al Hamra \(Qaryat Al Hamra\)](#) leads Real Estate Transactions by Number in January 2024-2025

| | January 2025 | January 2024 | Direction & Percent Change |
|-----------------------------|---------------------------------------|---------------------------------------|----------------------------|
| Popular Areas | Al Jazeera Al Hamra (Qaryat Al Hamra) | Al Jazeera Al Hamra (Qaryat Al Hamra) | |
| Size of Real Estate Sales | 30,129,689 | 34,721,158 | -13% |
| Number of Real Estate Sales | 35 | 48 | -27% |

Table (2)

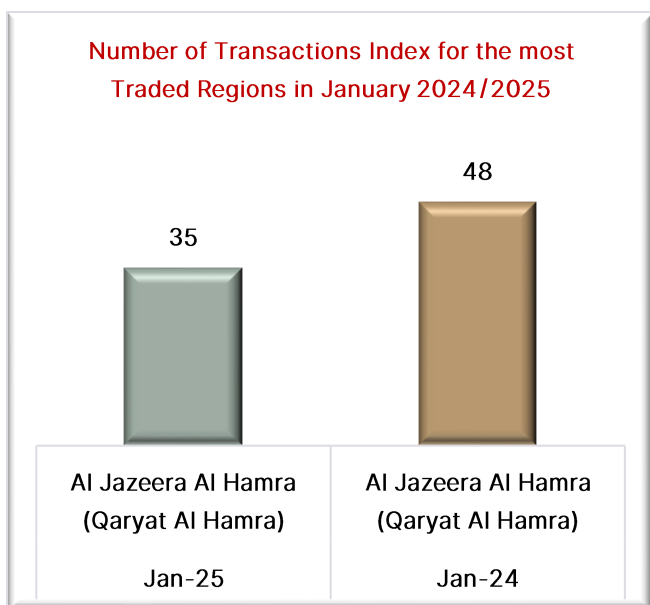


Figure (2)

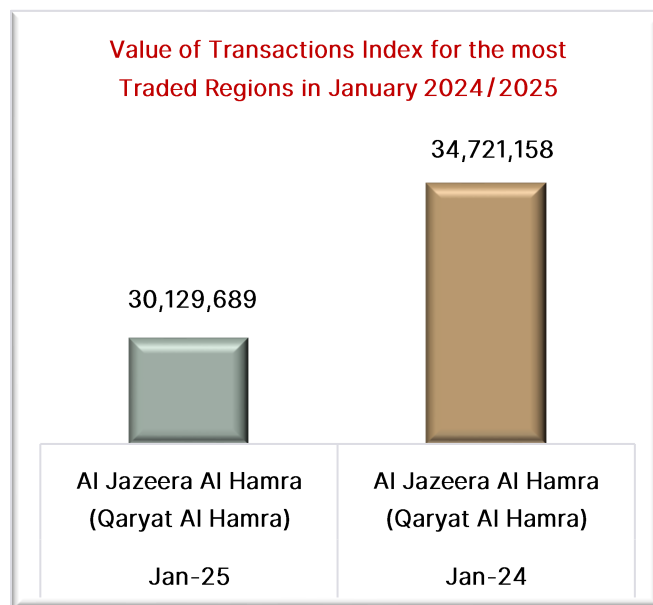


Figure (3)

Freehold Real Estate Market

The number of Freehold Properties traded and registered with Lands and Properties Sector in various regions of the Emirate reached **74** properties in January 2025.

| Land Usage | January 2025 | | |
|---------------------------|----------------|-----------------|------------|
| | Value of Sales | Number of Sales | Percentage |
| Apartment (Investment) | 50,635,308 | 58 | 78% |
| Villa (Investment) | 36,728,983 | 16 | 22% |
| Total | 87,364,291 | 74 | 100% |

Table (3)

Freehold Real Estate Market Units Sold on the Chart

| Land Usage | January 2025 | |
|---|--------------|--------------|
| Units Sold on the Chart Freehold Areas | Sales Value | Sales Number |
| | 696,319,136 | 511 |

Table (4)