



Real Estate Trading Report – November 2024-2025

- The highest sale value during November 2025 was registered in Al Jazeera Al Hamra (Qaryat Al Hamra) Area for Residential Land - Villa (Freehold -Transfer), with a value of AED 4 million and 999 thousand.
- The highest sale value during November 2024 was registered in Jazeerat Al Marjan Area for a Free Commercial Residential Land (Freehold -Transfer), with a value of AED 275 million.

Ras Al Khaimah Real Estate Transactions	November 2025	November 2024	Direction & Percent Change
Real Estate Sales Volume	166,581,440	751,753,825	-78%
Real Estate Mortgages Volume	100,690,201	148,310,038	-32%
Waivers Market Value	333,744,328	46,882,337	612%
Real Estate Sales Number	220	257	-14%
Real Estate Mortgages Number	102	127	-20%
Waivers Number	71	55	29%

Table (1)

In Table (1), we notice a sharp decrease in Real Estates Sales Volume in November 2025 by **78%** compared to November 2024, and a decrease by **14%** in Sales Number in November 2025 compared to November 2024. We also notice a sharp increase by **612%** in Market Value of Waivers in November 2025 compared to November 2024. In parallel, an increase in the Number of Waivers by **29%**. As for Mortgages, we notice a decrease by **32%** in the Value of Mortgages in November 2025 compared to November 2024. In contrast, a decrease by **20%** in the Number of Mortgages.



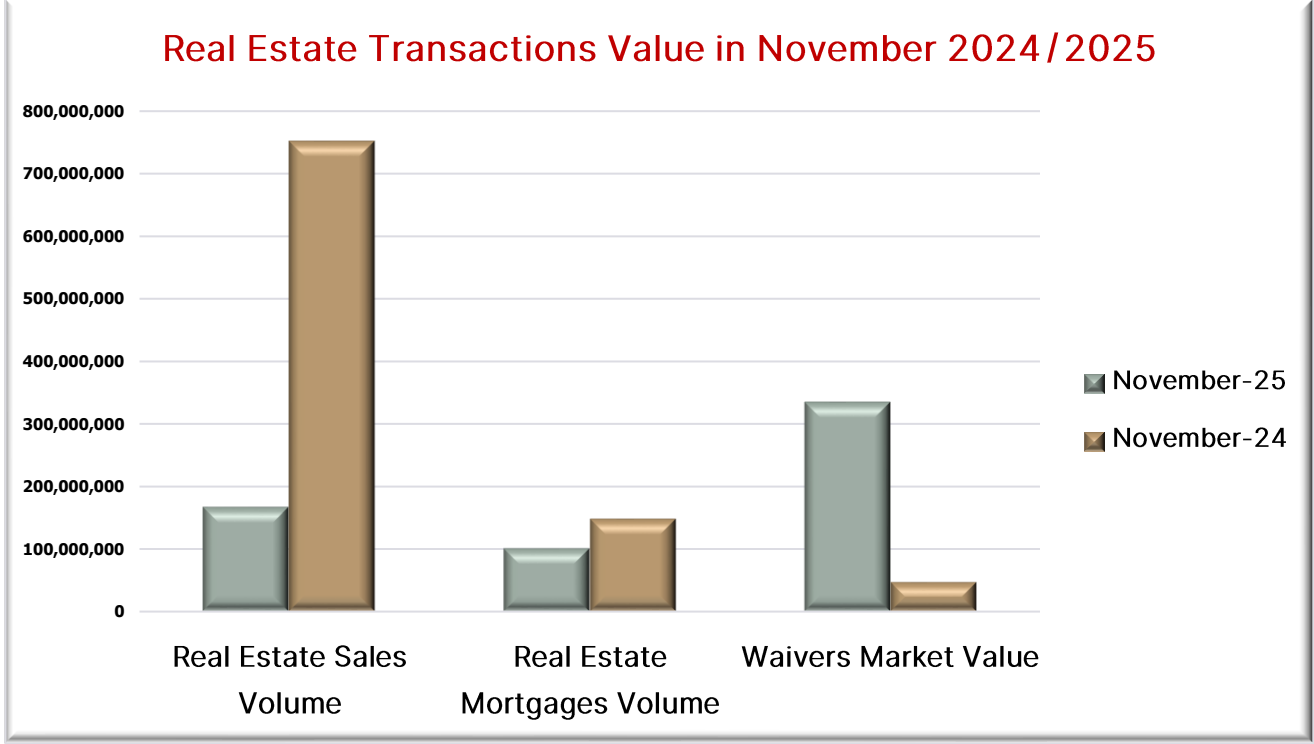

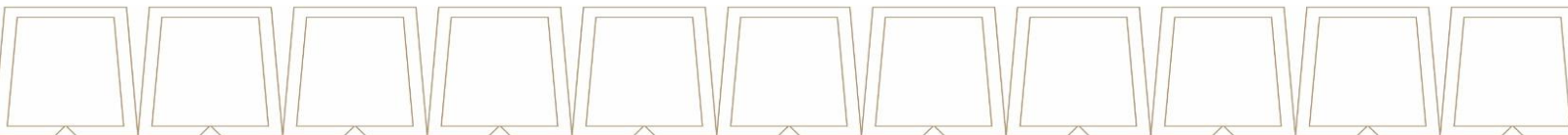


Figure (1)



Popular Areas according to Real Estate Trading in November 2024/2025

Ras Al Khaimah registered the most Traded Region in terms of Real Estate Transactions in [Al Riffa](#) during November **2025**, with Sales Value amounting to more than AED **42** million.

Ras Al Khaimah registered the most Traded Region in terms of Real Estate Transactions in [Al Jazeera Al Hamra \(Qaryat Al Hamra\)](#) during November **2024**, with Sales Value amounting to more than AED **37** million.

Al Riffa leads Real Estate Transactions by Number in November 2025		
	November 2025	November 2024
Popular Areas	Al Riffa	Al Jazeera Al Hamra (Qaryat Al Hamra)
Size of Real Estate Sales	42,877,849	37,859,388
Number of Real Estate Sales	37	38

Table (2)

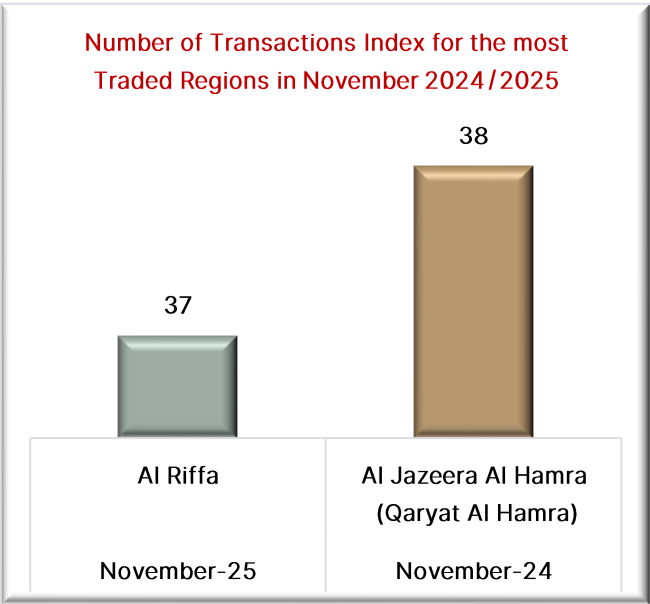


Figure (2)




Figure (3)

Freehold Real Estate Market

The number of Freehold Properties traded and registered with Lands and Properties Sector in various regions of the Emirate reached **62** properties in November 2025.

Land Usage	November 2025		
	Value of Sales	Number of Sales	Percentage
Apartment (Investment)	44,403,990	54	87%
Villa (Investment)	16,737,271	8	13%
Total	61,141,261	62	100%

Table (3)

Freehold Real Estate Market Units Sold on the Chart

Land Usage	November 2025	
Units Sold on the Chart Freehold Areas	Sales Value	Sales Number
	1,018,549,325	445

Table (4)