



## Real Estate Trading Report – February 2024-2025

- The highest sale value during February 2025 was registered in Jazeera Al Marjan Area for Investment Residential Land - Free (Freehold -Transfer), with a value of AED 9 million and 250 thousand.
- The highest sale value during February 2024 was registered in Masafi Area for Agricultural Land (Transfer), with a value of AED 20 million.

Ras Al Khaimah Real Estate Transactions	February 2025	February 2024	Direction & Percent Change
Real Estate Sales Volume	232,001,811	180,119,152	29%
Real Estate Mortgages Volume	91,253,668	159,506,056	-43%
Waivers Market Value	300,245,146	74,584,954	303%
Real Estate Sales Number	287	234	23%
Real Estate Mortgages Number	92	98	-6%
Waivers Number	75	69	9%

Table (1)

In Table (1), we notice an **increase** in the Real Estates Volume in February 2025 by **29%** compared to February 2024, and an **increase** of **23%** in the Number of Sales in February 2025 compared to February 2024. We also notice a **sharp increase** of **303%** in the Market Value of Waivers in February 2025 compared to February 2024, offset by a **slight increase** of **9%** in the Number of Waivers. As for Mortgages, we notice a **decrease** of **43%** in the Value of Mortgages in February 2025 compared to February 2024. In contrast, there is a **slight decrease** of **6%** in the Number of Mortgages.




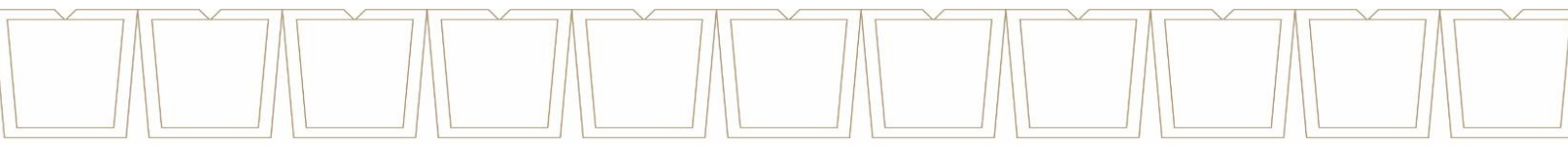
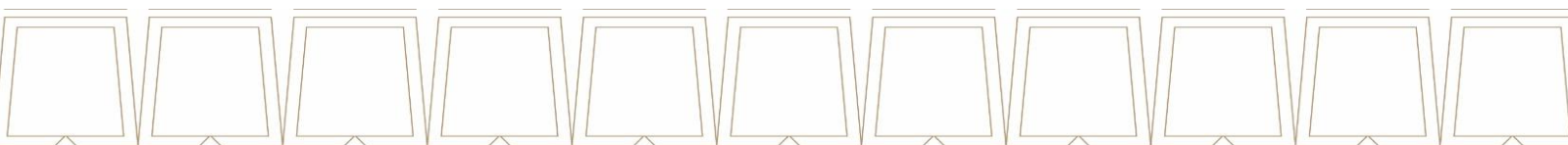


Figure (1)



## Popular Areas according to Real Estate Trading in February 2024-2025

Ras Al Khaimah registered the most Traded Region in terms of Real Estate Transactions in [Al Riffa](#) during February **2025**, with Sales Value amounting to more than AED **49** million.

Ras Al Khaimah also registered the most Traded Region in terms of Real Estate Transactions in [Al Jazeera Al Hamra \(Qaryat Al Hamra\)](#) during February **2024**, with Sales Value amounting to more than AED **28** million.

Al Riffa leads Real Estate Transactions by Number in February 2025		
	February 2025	February 2024
Popular Areas	Al Riffa	Al Jazeera Al Hamra (Qaryat Al Hamra)
Size of Real Estate Sales	49,829,850	28,253,050
Number of Real Estate Sales	35	36

Table (2)

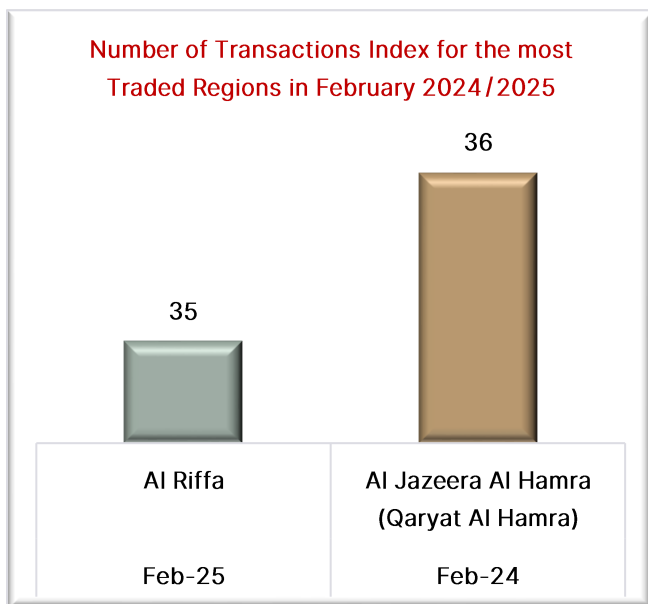


Figure (2)

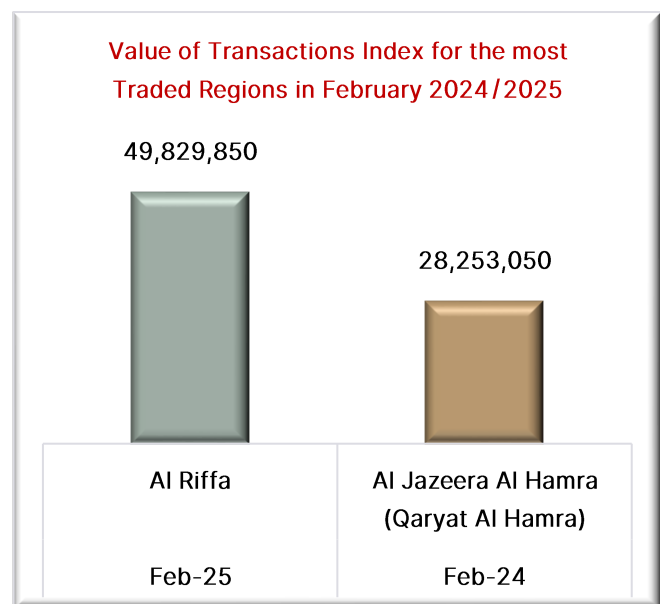


Figure (3)

## Freehold Real Estate Market

The number of Freehold Properties traded and registered with Lands and Properties Sector in various regions of the Emirate reached **96** properties in February 2025.

Land Usage	February 2025		
	Value of Sales	Number of Sales	Percentage
Apartment (Investment)	61,055,116	74	77%
Villa (Investment)	48,190,942	22	23%
Total	109,246,058	96	100%

Table (3)

## Freehold Real Estate Market Units Sold on the Chart

Land Usage	February 2025	
Units Sold on the Chart Freehold Areas	Sales Value	Sales Number
	1,044,686,150	502

Table (4)