



Real Estate Trading Report – August 2024-2025

- The highest sale value during August 2025 was registered in Al Riffa Area for Built Investment Residential Land (Freehold -Transfer), with a value of AED 6 million.
- The highest sale value during August 2024 was registered in Al Jazeera Al Hamra Area for a Free Residential Land (Transfer), with a value of AED 30 million.

Ras Al Khaimah Real Estate Transactions	August 2025	August 2024	Direction & Percent Change
Real Estate Sales Volume	174,068,834	197,985,289	-12%
Real Estate Mortgages Volume	125,707,386	102,445,860	23%
Waivers Market Value	232,334,273	59,894,347	288%
Real Estate Sales Number	201	245	-18%
Real Estate Mortgages Number	147	105	40%
Waivers Number	69	71	-3%

Table (1)

In Table (1), we notice a decrease in Real Estates Sales Volume in August 2025 by 12% compared to August 2024, and a decrease by 18% in Sales Number in August 2025 compared to August 2024. We also notice a sharp increase by 288% in Market Value of Waivers in August 2025 compared to August 2024. In parallel, a slight decrease in the Number of Waivers by 3%. As for Mortgages, we notice an increase by 23% in the Value of Mortgages in August 2025 compared to August 2024. In contrast, an increase by 40% in the Number of Mortgages.



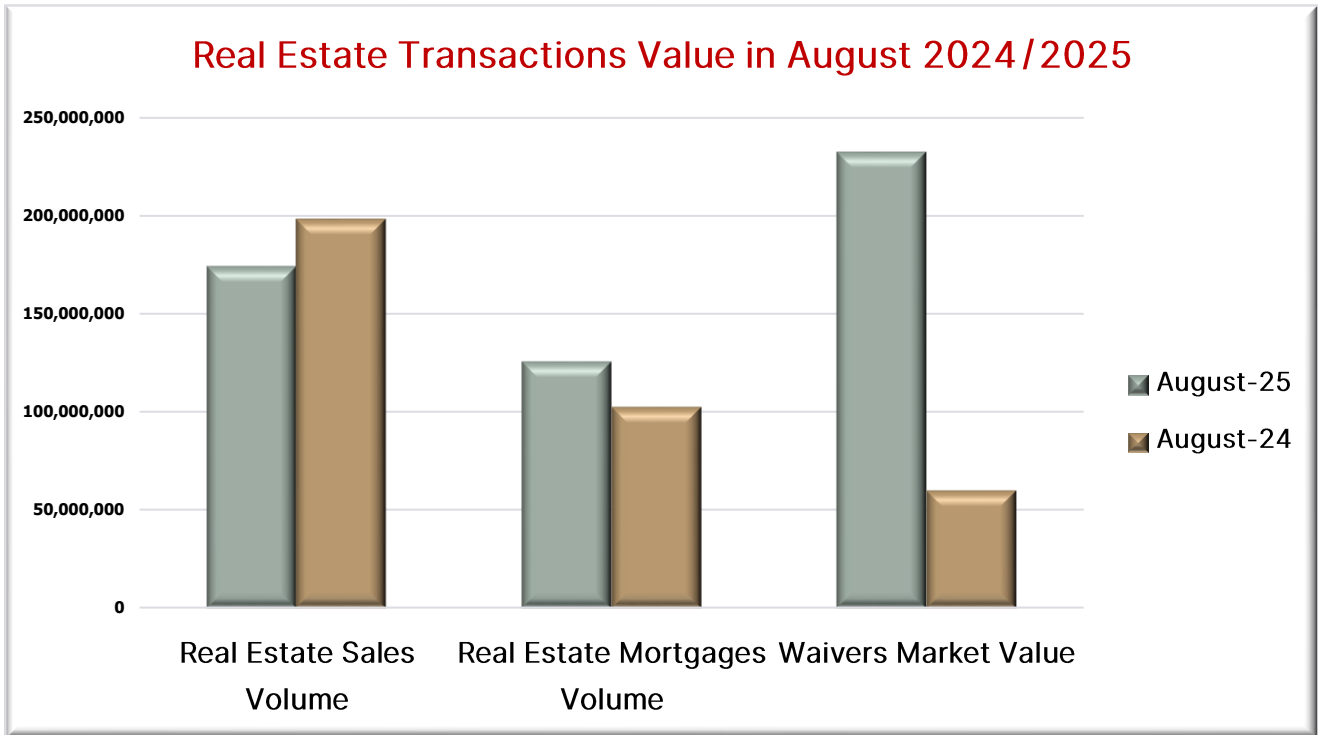


Figure (1)

Popular Areas according to Real Estate Trading in August 2024/2025

Ras Al Khaimah registered the most Traded Region in terms of Real Estate Transactions in **Al Riffa** during August **2024-2025**, with Sales Value amounting to more than AED **48** million in August **2025**, and more than AED **56** million in August **2024**.

Al Riffa leads Real Estate Transactions by Number in August 2024-2025			
	August 2025	August 2024	Direction & Percent Change
Popular Areas	Al Riffa	Al Riffa	
Size of Real Estate Sales	48,778,870	56,009,115	-13%
Number of Real Estate Sales	29	38	-24%

Table (2)

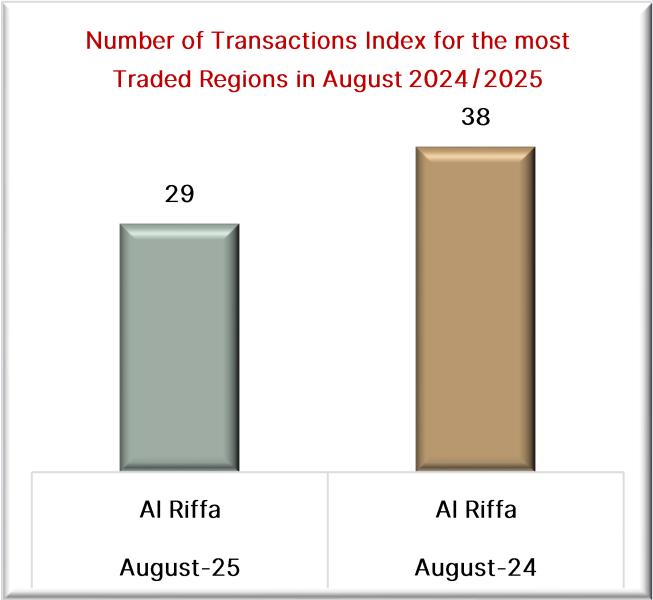


Figure (2)

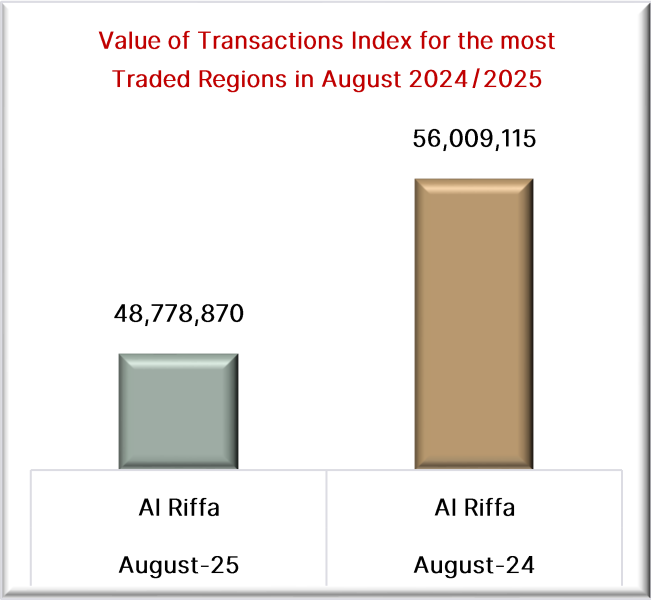


Figure (3)

Freehold Real Estate Market

The number of Freehold Properties traded and registered with Lands and Properties Sector in various regions of the Emirate reached **71** properties in August 2025.

Land Usage	August 2025		
	Value of Sales	Number of Sales	Percentage
Apartment (Investment)	41,258,033	55	77%
Villa (Investment)	40,912,683	16	23%
Total	82,170,716	71	100%

Table (3)

Freehold Real Estate Market

Units Sold on the Chart

Land Usage	August 2025	
Units Sold on the Chart Freehold Areas	Sales Value	Sales Number
	621,595,935	302

Table (4)