



Real Estate Trading Report – August 2023-2024

- The highest sale value during August 2024 was registered in Al Jazeera Al Hamra Area for a Free Residential Land (Transfer), with a value of AED 30 million.
- The highest sale value during August 2023 was registered in Jazeerat Al Marjan Area for a Free Tourist Land (Freehold -Transfer), with a value of AED 53 million.

Ras Al Khaimah Real Estate Transactions	August 2024	August 2023	Direction & Percent Change
Real Estate Sales Volume	197,985,289	345,618,830	-43%
Real Estate Mortgages Volume	102,445,860	179,939,401	-43%
Waivers Market Value	59,894,347	156,294,069	-62%
Real Estate Sales Number	245	239	3%
Real Estate Mortgages Number	105	124	-15%
Waivers Number	71	159	-55%

Table (1)

In Table (1), we notice a **decrease** in Real Estates Sales Volume in August 2024 by **43%** compared to August 2023, and a **slight increase** by **3%** in Sales Number in August 2024 compared to August 2023. We also notice a **sharp decrease** by **62%** in Market Value of Waivers in August 2024 compared to August 2023. In parallel, a **sharp decrease** in the Number of Waivers by **55%**. As for Mortgages, we notice a **decrease** by **43%** in the Value of Mortgages in August 2024 compared to August 2023, in contrast a **decrease** by **15%** in the Number of Mortgages.

Real Estate Transactions Value in August 2023/2024

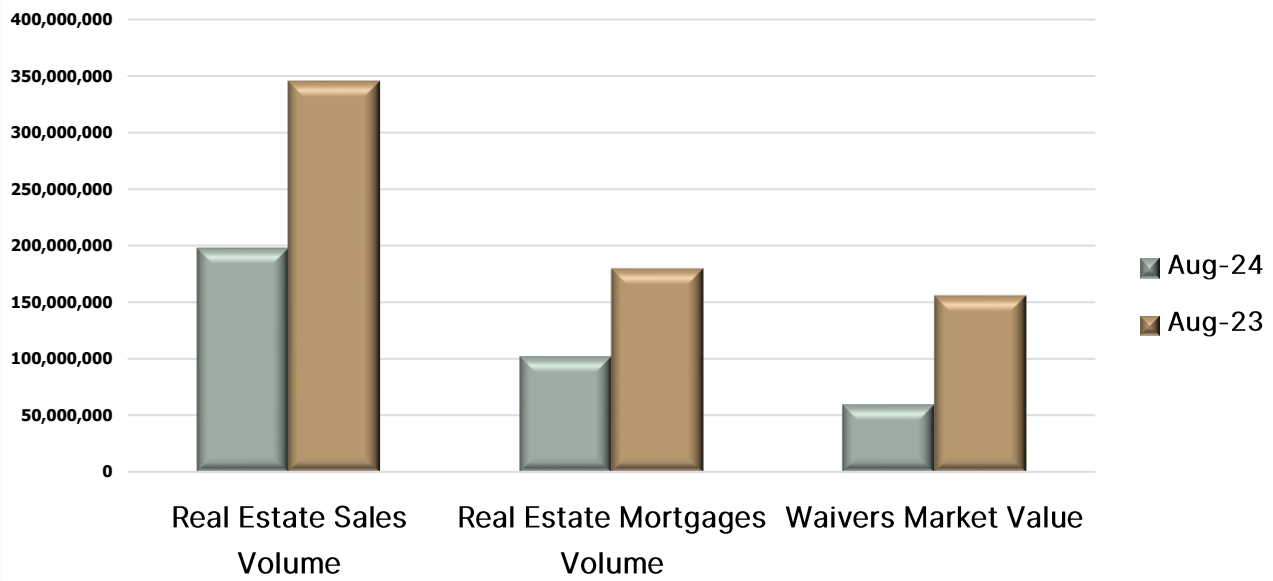


Figure (1)

Popular Areas according to Real Estate Trading in August 2023/2024

Ras Al Khaimah registered the most Traded Region in terms of Real Estate Transactions in [Al Riffa](#), with Sales Value amounting to more than AED 56 million in August 2024.

Ras Al Khaimah registered the most Traded Region in terms of Real Estate Transactions in [Al Jazeera Al Hamra \(Qaryat Al Hamra\)](#), with Sales Value amounting to more than AED 37 million in August 2023.

Al Riffa leads Real Estate Transactions by Number in August 2024		
	August 2024	August 2023
Popular Areas	Al Riffa	Al Jazeera Al Hamra (Qaryat Al Hamra)
Size of Real Estate Sales	56,009,115	37,483,863
Number of Real Estate Sales	38	38

Table (2)

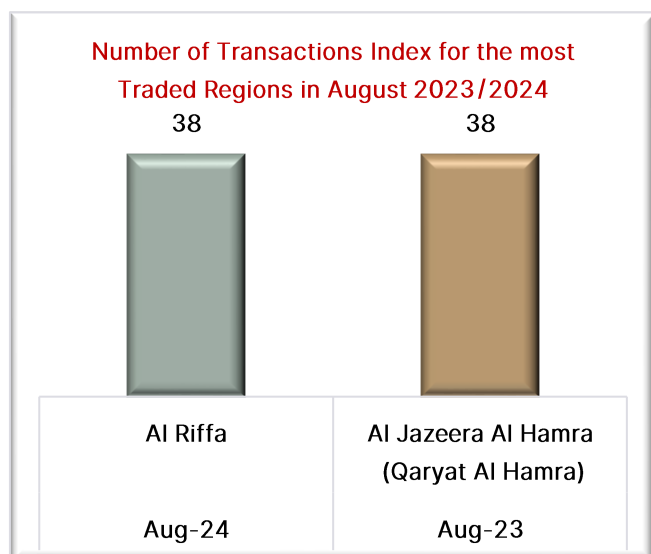


Figure (2)

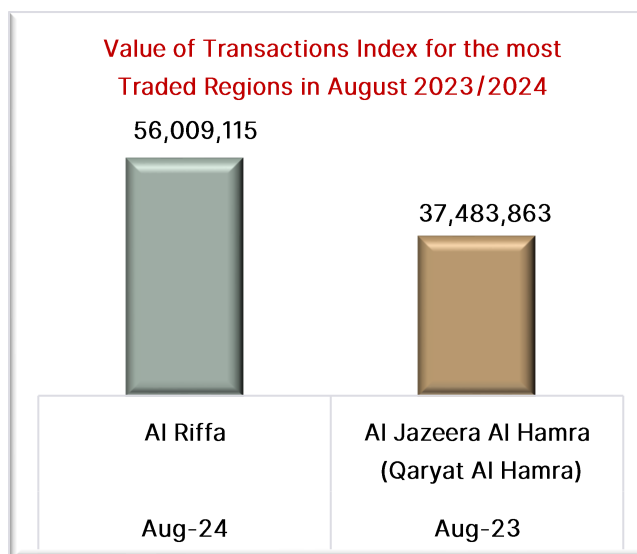


Figure (3)

Freehold Real Estate Market

The number of Freehold Properties traded and registered with Lands and Properties Sector in various regions of the Emirate reached **98** properties in August 2024.

Land Usage	August 2024		
	Value of Sales	Number of Sales	Percentage
Apartment (Investment)	48,124,660	71	72%
Villa (Investment)	52,155,530	27	28%
Total	100,280,190	98	100%

Table (3)

Freehold Real Estate Market Units Sold on the Chart

Land Usage	August 2024	
Units Sold on the Chart Freehold Areas	Sales Value	Sales Number
	183,196,313	76

Table (4)