




Real Estate Trading Report – July 2022-2023

- The highest sale value during July 2023 was registered in Jazeera Al Marjan Area for a Tourist Land - Free (Transfer), with a value of AED 104 million.
- The highest sale value during July 2022 was registered in Al Dhait Area for Residential Land - Villa (Transfer), with a value of AED 3 million and 200 thousand.

Ras Al Khaimah Real Estate Transactions	July 2023	July 2022	Direction & Percent Change
Real Estate Sales Volume	448,865,271	91,152,168	392%
Real Estate Mortgages Volume	159,613,251	28,400,698	462%
Waivers Market Value	97,434,131	33,354,258	192%
Real Estate Sales Number	258	145	78%
Real Estate Mortgages Number	205	25	720%
Waivers Number	96	47	104%

Table (1)

In Table (1), we notice a sharp increase in Real Estates Volume in July 2023 by 392% compared to July 2022, as well as a sharp increase by 78% in Sales Number in July 2023 compared to July 2022. We also notice a sharp increase by 192% in Market Value of Waivers in July 2023 compared to July 2022, and a sharp increase in the Number of Waivers by 104%. As for Mortgages we notice a sharp increase by 462% in the Value of Mortgages in July 2023 compared to July 2022, in contrast a sharp increase in the Number of Mortgages by 720%.



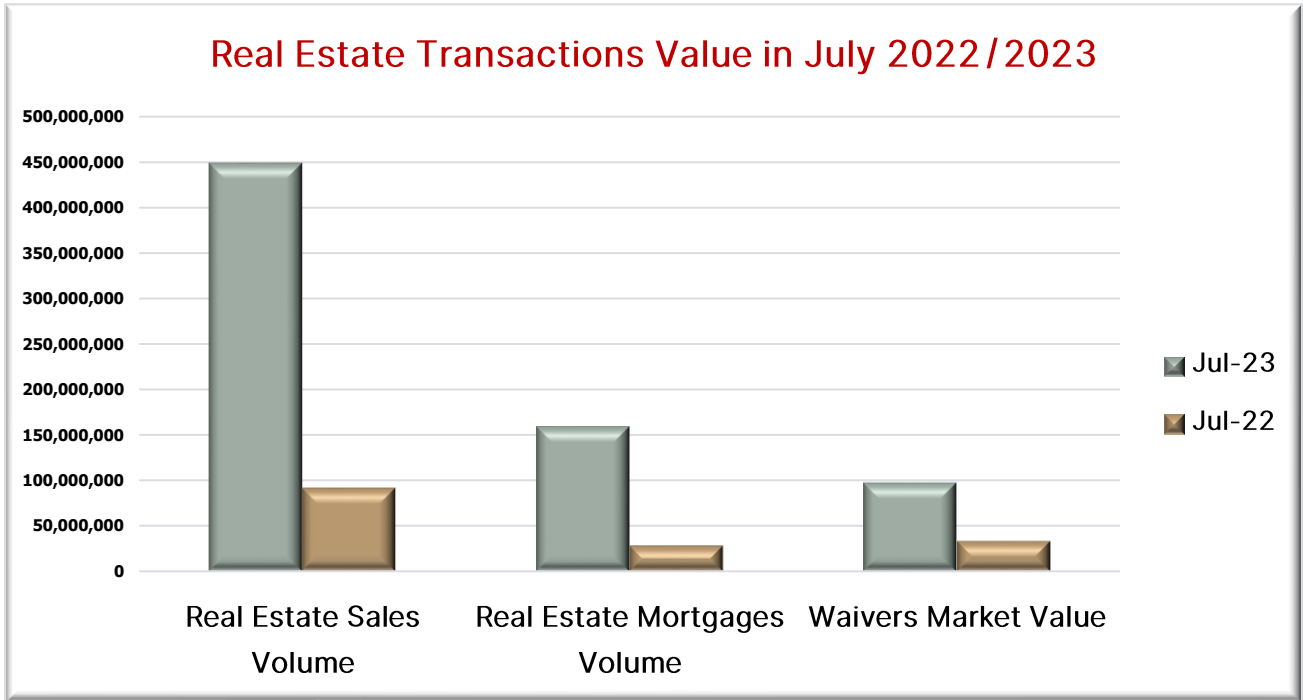


Figure (1)

Popular Areas according to Real Estate Trading in July 2022/2023

Ras Al Khaimah registered the most Traded Region in terms of Real Estate Transactions in Jazeera Al Marjan, with Sales Value amounting to more than AED 294 million in July 2023. Ras Al Khaimah registered the most Traded Region in terms of Real Estate Transactions in Al Jazeera Al Hamra (Qaryat Al Hamra), with Sales Value amounting to more than AED 26 million in July 2022.

Jazeera Al Marjan leads Real Estate Transactions by Number in July 2023		
	July 2023	July 2022
Popular Areas	Jazeera Al Marjan	Al Jazeera Al Hamra (Qaryat Al Hamra)
Size of Real Estate Sales	294,277,120	26,146,199
Number of Real Estate Sales	77	32

Table (2)

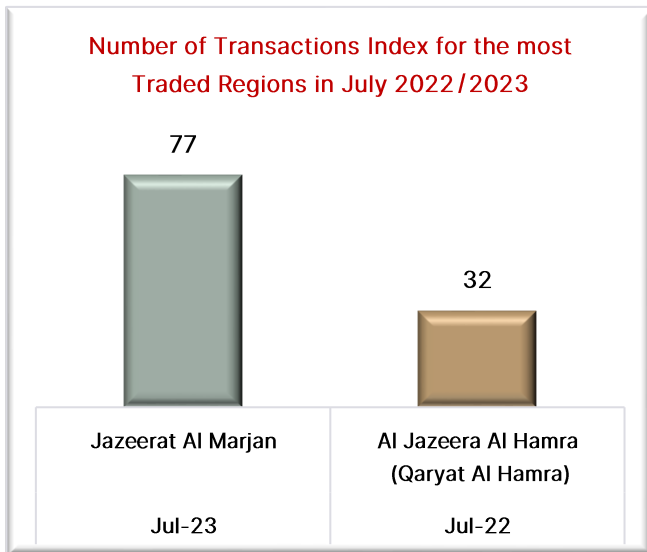


Figure (2)

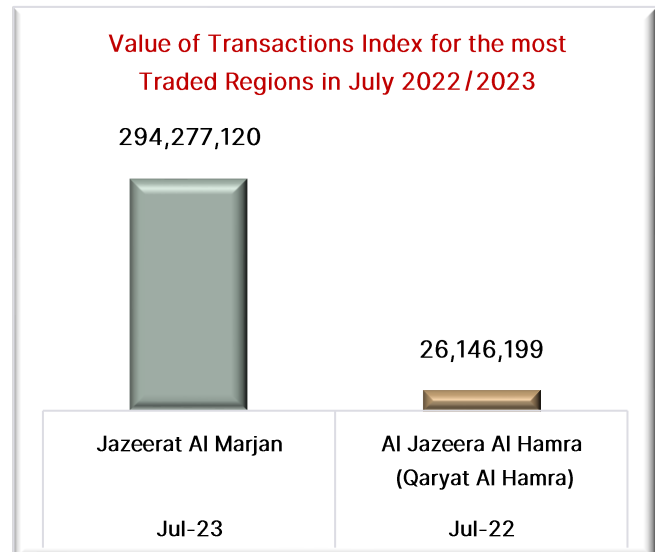


Figure (3)

Freehold Real Estate Market

The number of Freehold Properties traded and registered with Lands and Properties Sector in various regions of the Emirate reached **143** properties in July 2023.

Land Usage	July 2023		
	Value of Sales	Number of Sales	Percentage
Apartment (Investment)	70,525,841	110	77%
Villa (Investment)	66,848,756	33	23%
Total	137,374,597	143	100%

Table (3)

Freehold Real Estate Market Units Sold on the Chart

Land Usage	July 2023	
	Sales Value	Sales Number
Units Sold on the Chart Freehold Areas	127,732,631	28

Table (4)