



## Real Estate Trading Report – November 2022-2023

- The highest sale value during November 2023 was registered in Al Jazeera Al Hamra (Qaryat Al Hamra) Area for a free Tourist Land (Freehold -Transfer), with a value of AED 211 million.
- The highest sale value during November 2022 was registered in Al Madfaq Area for an Agricultural Land (Transfer), with a value of AED 15 million.

Ras Al Khaimah Real Estate Transactions	November 2023	November 2022	Direction & Percent Change
Real Estate Sales Volume	582,281,834	156,320,288	272%
Real Estate Mortgages Volume	156,883,251	115,748,388	36%
Waivers Market Value	111,396,720	24,943,056	347%
Real Estate Sales Number	329	225	46%
Real Estate Mortgages Number	146	64	128%
Waivers Number	102	31	229%

Table (1)

In Table (1), we notice a sharp increase in Real Estates Volume in November 2023 by 272% compared to November 2022, and an increase by 46% in Sales Number in November 2023 compared to November 2022. We also notice a sharp increase by 347% in Market Value of Waivers in November 2023 compared to November 2022, as well as a sharp increase in the Number of Waivers by 229%. As for Mortgages we notice an increase by 36% in the Value of Mortgages in November 2023 compared to November 2022, in contrast, a sharp increase in the Number of Mortgages by 128%.

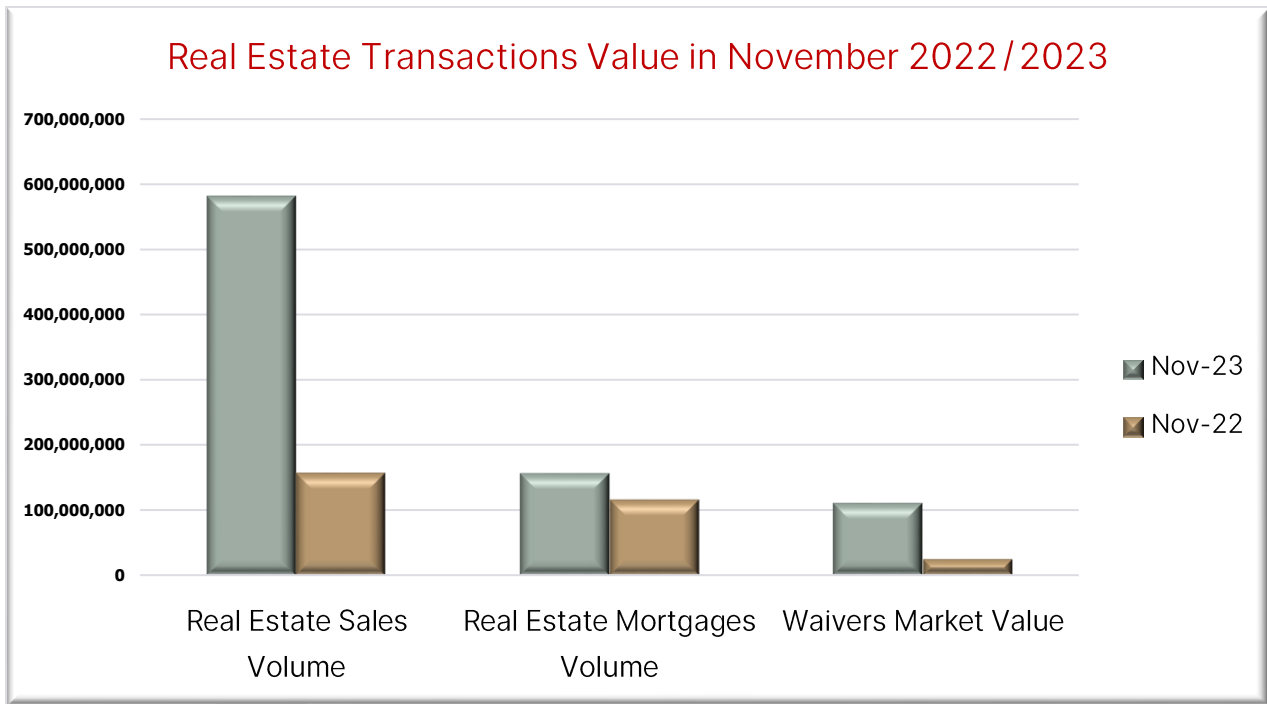
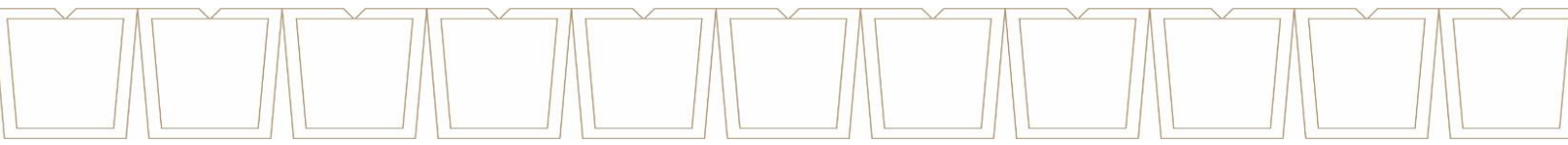
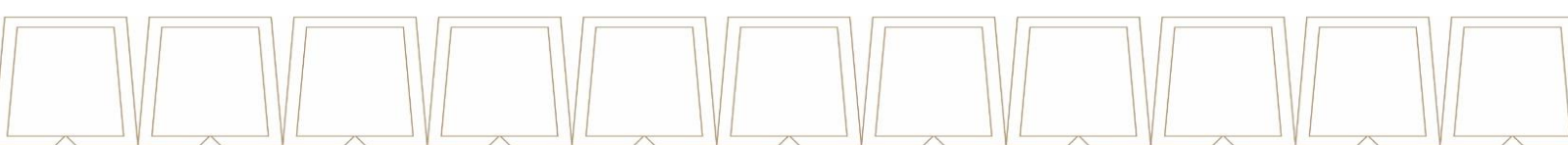


Figure (1)



## Popular Areas according to Real Estate Trading in November 2022/2023

Ras Al Khaimah registered the most Traded Region in terms of Real Estate Transactions in Al Jazeera Al Hamra (Qaryat Al Hamra) during November 2022/2023, with Sales Value amounting to more than AED 273 million in November 2023, and more than AED 30 million in November 2022.

Al Jazeera Al Hamra (Qaryat Al Hamra) leads Real Estate Transactions by Number in November 2022- 2023			
	November 2023	November 2022	Direction & Percent Change
Popular Areas	Al Jazeera Al Hamra (Qaryat Al Hamra)	Al Jazeera Al Hamra (Qaryat Al Hamra)	
Size of Real Estate Sales	273,166,398	30,433,775	798%
Number of Real Estate Sales	80	40	100%

Table (2)

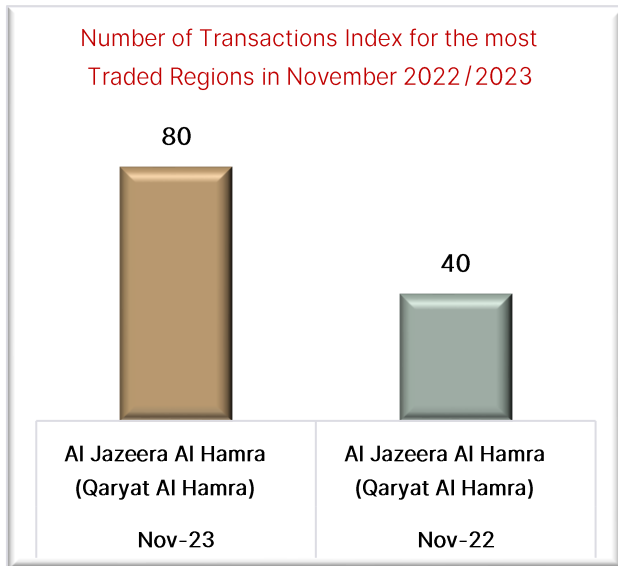


Figure (2)

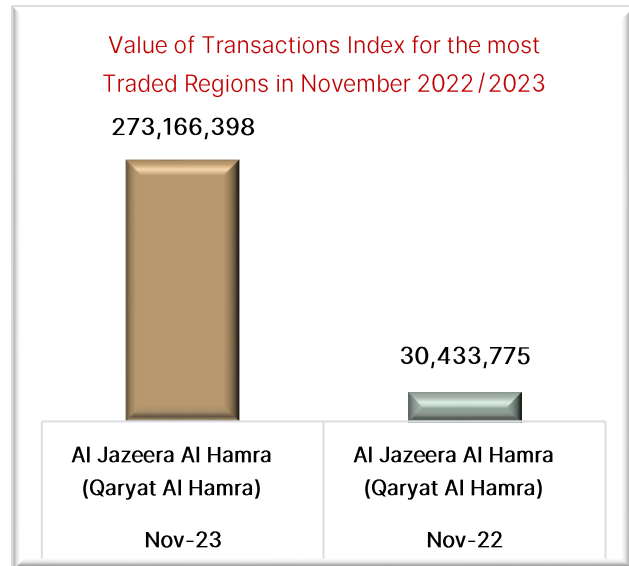


Figure (3)

## Freehold Real Estate Market

The number of Freehold Properties traded and registered with Lands and Properties Sector in various regions of the Emirate reached **177** properties in November 2023.

Land Usage	November 2023		
	Value of Sales	Number of Sales	Percentage
Apartment (Investment)	81,994,997	151	85%
Villa (Investment)	47,747,983	26	15%
Total	129,742,980	177	100%

Table (3)

## Freehold Real Estate Market Units Sold on the Chart

Land Usage	November 2023	
Units Sold on the Chart Freehold Areas	Sales Value	Sales Number
	369,465,916	65

Table (4)