



Real Estate Trading Report – May 2022-2023

- The highest sale value during May 2023 was registered in Jazeera Al Marjan Area for a Free Tourist Land (Transfer), with a value of AED 45 million.
- The highest sale value during May 2022 was registered in Al Jazeera Al Hamra (Qaryat Al Hamra) Area for a Residential Land - Villa (Freehold - Transfer), with a value of AED 6 million.

Ras Al Khaimah Real Estate Transactions	May 2023	May 2022	Direction & Percent Change
Real Estate Sales Volume	263,188,932	89,405,877	194%
Real Estate Mortgages Volume	101,868,535	503,829,807	-80%
Waivers Market Value	31,154,784	45,379,864	-31%
Real Estate Sales Number	279	159	75%
Real Estate Mortgages Number	91	211	-57%
Waivers Number	42	47	-11%

Table (1)

In Table (1), we notice a **sharp increase** in Real Estates Volume in May 2023 by **194%** compared to May 2022, in contrast a **sharp increase** by **75%** in Sales Number in May 2023 compared to May 2022. We also notice a **decrease** by **31%** in Market Value of Waivers in May 2023 compared to May 2022, and a **decrease** in the Number of Waivers by **11%**. As for Mortgages, we notice a **sharp decrease** by **80%** in the Value of Mortgages in May 2023 compared to May 2022 As well as, a **decrease** in the Number of Mortgages by **57%**.

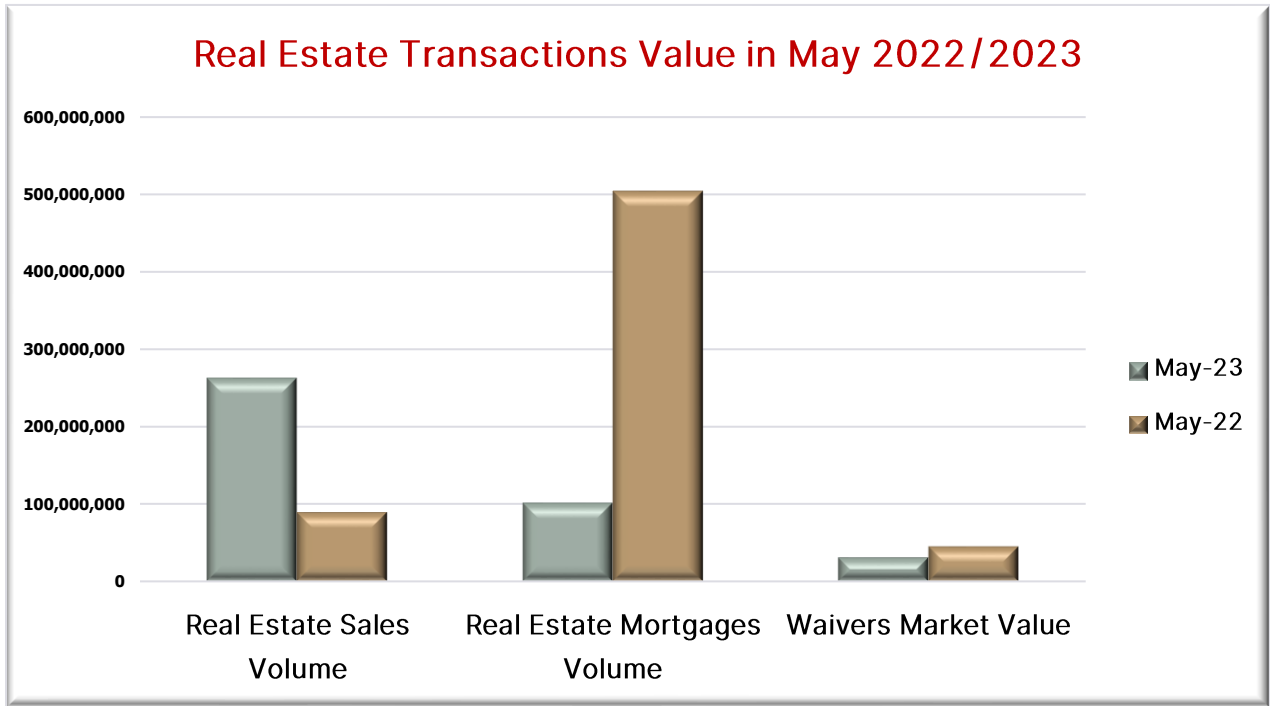

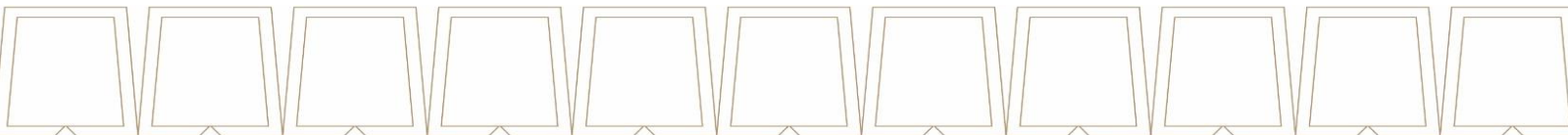


Figure (1)



Popular Areas according to Real Estate Trading in May 2022/2023

Ras Al Khaimah registered the most Traded Region in terms of Real Estate Transactions in Jazeerat Al Marjan, with Sales Value amounting to more than AED **117** million in May **2023**.

Ras Al Khaimah registered the most Traded Region in terms of Real Estate Transactions in Al Jazeera Al Hamra (Qaryat Al Hamra), with Sales Value amounting to more than AED **29** million in May **2022**.

Jazeerat Al Marjan leads Real Estate Transactions by Number in May 2023		
	May 2023	May 2022
Popular Areas	Jazeerat Al Marjan	Al Jazeera Al Hamra (Qaryat Al Hamra)
Size of Real Estate Sales	117,728,315	29,016,540
Number of Real Estate Sales	68	40

Table (2)

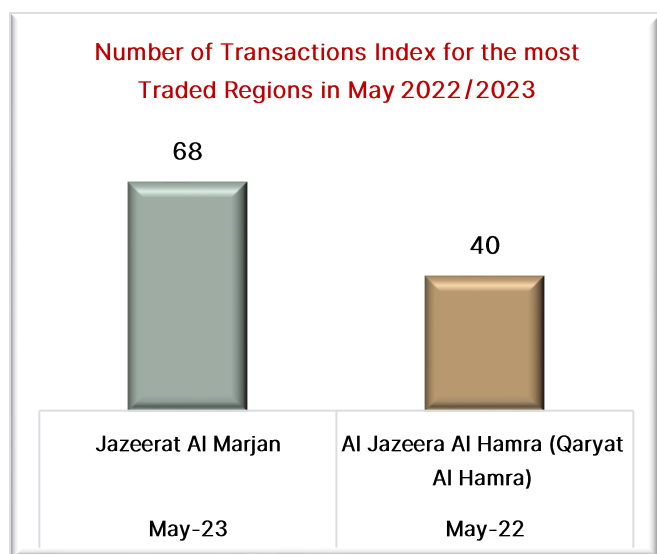


Figure (2)



Figure (3)

Freehold Real Estate Market

The number of Freehold Properties traded and registered with Lands and Properties Sector in various regions of the Emirate reached **118** properties in May 2023.

Land Usage	May 2023		
	Value of Sales	Number of Sales	Percentage
Apartment (Investment)	53,722,010	101	86%
Villa (Investment)	30,255,967	17	14%
Total	83,977,977	118	100%

Table (3)

Freehold Real Estate Market Units Sold on the Chart

Land Usage	May 2023	
Units Sold on the Chart Freehold Areas	Sales Value	Sales Number
	24,878,896	6

Table (4)