

Real Estate Trading Report – March 2021-2022



- The highest sale value during March 2022 was registered in Al Jazeera Al Hamra (Jazeerat Al Marjan) Area for a Free Touristic Residential Land (Transfer), with a value of AED 17 million.
- The highest sale value during March 2021 was registered in Saih Al Bir Area for Agricultural Land (Transfer), with a value of AED 9 million.

Ras Al Khaimah Real Estate Transactions	March 2022	March 2021	Direction & Percent Change
Real Estate Sales Volume	162,031,299	152,617,403	6%
Real Estate Mortgages Volume	57,573,887	800,453,782	-93%
Waivers Market Value	35,057,614	139,203,126	-75%
Real Estate Sales Number	208	253	-18%
Real Estate Mortgages Number	111	65	71%
Waivers Number	51	72	-29%

Table (1)

In Table (1), we notice an increase in Real Estates Volume in March 2022, by 6% compared to March 2021. A decrease by 18% in Sales Number in March 2022 compared to March 2021. We also notice a sharp decrease by 75% in Market Value of Waivers in March 2022 compared to March 2021, as well as a decrease in the Number of Waivers by 29%. As for Mortgages, we notice a sharp decrease by 93% in the Value of Mortgages in March 2022 compared to March 2021, and in contrast, a sharp increase in the Number of Mortgages by 71%.

Real Estate Transactions Value in March 2021/2022

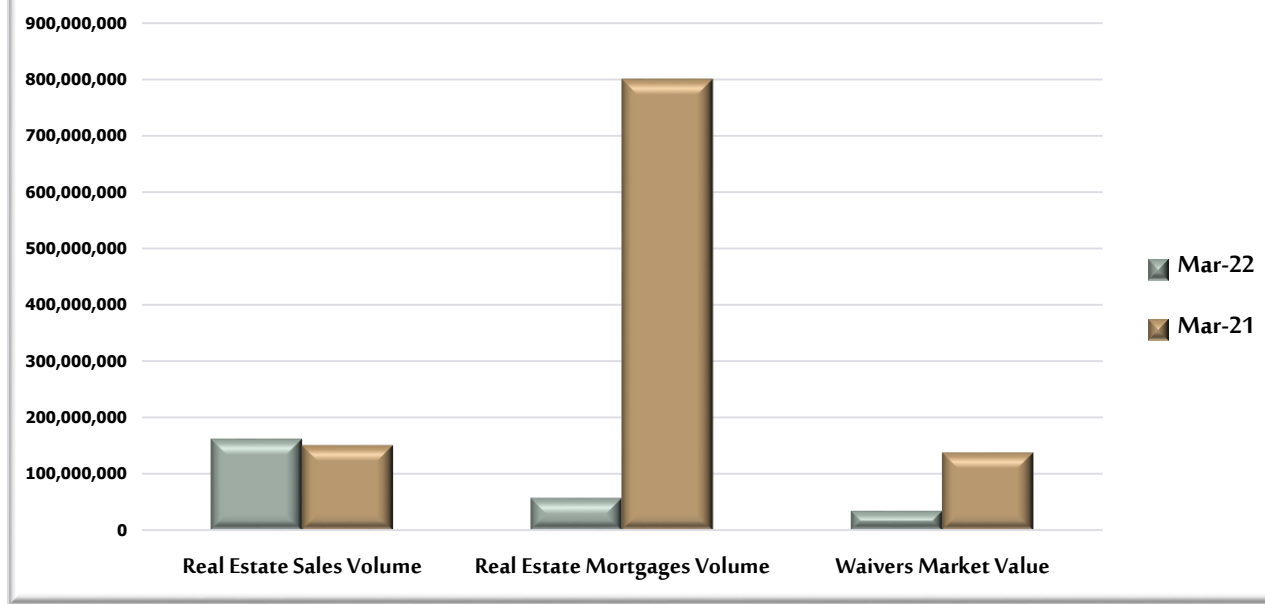


Figure (1)

Popular Areas according to Real Estate Trading in March 2021-2022

Ras Al Khaimah registered the most Traded Region in terms of Real Estate Transactions in [Al Jazeera Al Hamra](#) during March 2021/2022. [Al Jazeera Al Hamra](#) topped the regions with Sales Value amounting to more than AED 64 million in March 2022, an increase of 21% compared to March 2021, where the Sales Value amounted to more than AED 53 million. We also notice that the Number of Sales in Al Jazeera Al Hamra decreased in March 2022 compared to March 2021 by 20%.

*Al Jazeera Al Hamra leads Real Estate Transactions by Number in March 2021-2022			
	March 2022	March 2021	Direction & Percent Change
Popular Areas	Al Jazeera Al Hamra	Al Jazeera Al Hamra	
Size of Real Estate Sales	64,629,873	53,352,784	21%
Number of Real Estate Sales	64	80	-20%

*Al Jazeera Al Hamra area includes the following areas (Jazeerat Al Marjan, Al Riffa, Al Jazeera Al Hamra - Qaryat Al Hamra, Al Jazeera Al Hamra).

Table (2)

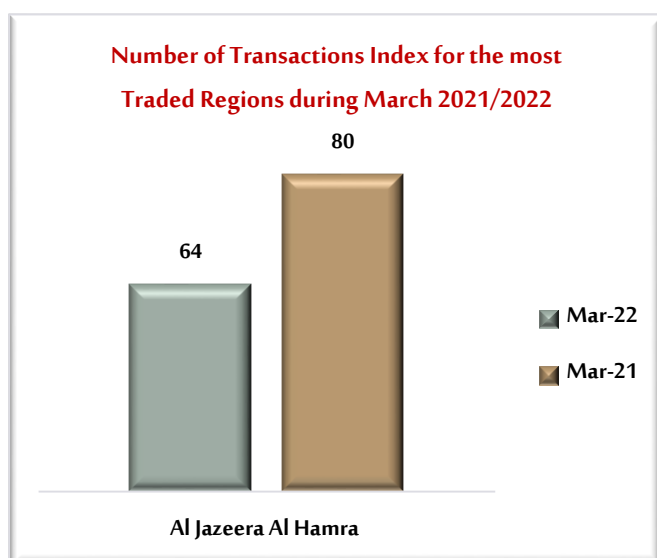


Figure (2)

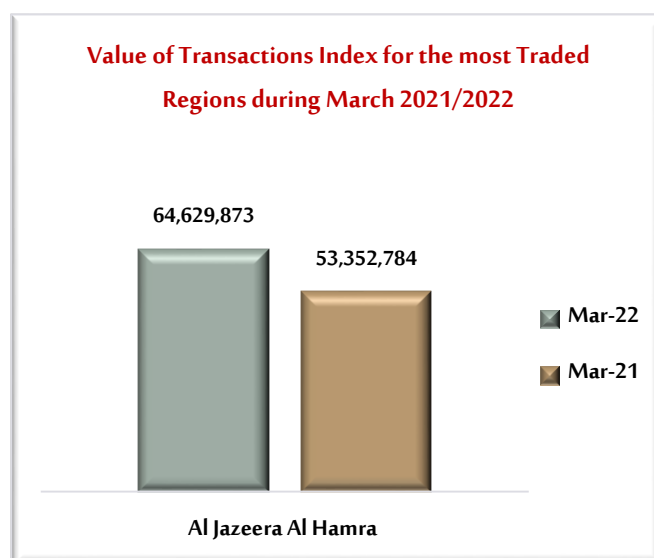


Figure (3)

Freehold Real Estate Market

The number of Freehold Properties traded and registered with Lands and Properties Sector in various regions of the Emirate reached **58** properties in March 2022.

Land Usage	March 2022		
	Value of Sales	Number of Sales	Percentage
Apartment (Investment)	18,381,525	47	81%
Villa (Investment)	21,116,693	11	19%
Total	39,498,218	58	100%

Table (3)

Freehold Real Estate Market

Units Sold on the Chart

Land Usage	March 2022	
	Sales Value	Sales Number
Units Sold on the Chart Freehold Areas	32,139,103	15

Table (4)