

Real Estate Trading Report - January 2020-2021



- The highest sale value in January 2021 was registered in Al Jazeera Al Hamra Area for a Free Touristic Land - (Freehold -Transfer), with a value of AED 205 million.
- The highest sale value in January 2020 was registered in Al Shaggy Area for a Free Agricultural Land - (Transfer), with a value of AED 5 million.

Ras Al Khaimah Real Estate Transactions	January 2021	January 2020	Direction & Percent Change
Real Estate Sales Volume	298,500,325	61,912,710	382%
Real Estate Mortgages Volume	115,467,077	233,828,391	-51%
Market Value of Transfers	14,898,063	28,308,956	-47%
Real Estate Sales Number	160	125	28%
Real Estate Mortgages Number	88	24	267%
Number of Transfers	20	37	-46%

Table (1)

In Table (1), we notice a sharp increase in Real Estate Sales Volume in January 2021, by 382% compared to January 2020. A 28% increase in Sales Number in January 2021 compared to January 2020. We also notice a 47% decrease in Market Value of Transfers in January 2021 compared to January 2020, and a decrease in Number of Transfers by 46%. We also notice a decrease in Mortgages Value by 51% in January 2021 compared to January 2020, and in contrast, a sharp increase in Number of Mortgages by 267%.




Figure (1)

Popular Areas according to Real Estate Trading in January 2020/2021

Ras Al Khaimah registered the most Traded Regions in terms of Real Estate Transactions in [Al Jazeera Al Hamra](#) in January 2020/2021. [Al Jazeera Al Hamra](#) topped the regions with Sales amounting to more than AED 232 million in January 2021, and more than AED 15 million in January 2020, where the Value of Sales increased by 1413%. This is due to the registration of a Sale Contract for [a Free Touristic Land \(Freehold -Transfer\) worth AED 205 million](#). We also noticed that the Number of Sales in Al Jazeera Al Hamra has increased in January 2021 to January 2020 by 46%.

Al Jazeera Al Hamra leads Real Estate Transactions by Value in January 2020-2021			
Region (Al Jazeera Al Hamra)	January 2021	January 2020	Direction & Percent Change
Size of Real Estate Sales	232,624,654	15,373,215	1413%
Number of Real Estate Sales	35	24	46%

Table (2)

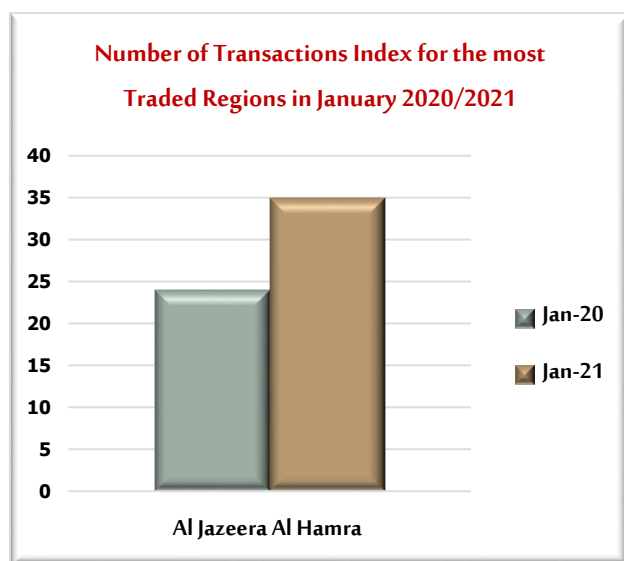


Figure (2)

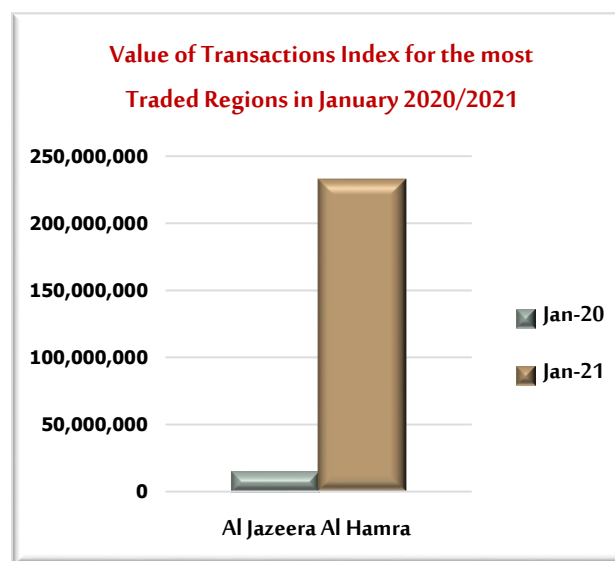


Figure (3)